

Seasonal Prediction Project (SPP)

Pacific Islands – Ocean and Climate Outlook Forum No. 197 Summary Report

Date: Thursday 15 February 2024

Time: Australian Eastern Standard Time at 11:00AM (01:00 UTC)

Host: SPREP

Chair: Tuvalu

Apologies: Cook Islands

Main purpose for the OCOF:


- To provide a regular forum for the 14 participating PIC NMSs to discuss the current ENSO status, recent one and three-month rainfall, drought (if present), their seasonal climate outlooks and stakeholders' engagement with other countries and the SPP (Bureau of Meteorology and SPREP) project team.
- In addition, it serves as an online training forum for recent ACCESS development and gives the project team and the NMSs an opportunity to discuss other project-related matters.

Agenda:

1. Brief introduction of PIC participants, SPREP, SPC and Bureau of Meteorology teams.
2. Report on current ENSO status.
3. Each NMS report on their past one and three-months' rainfall in relation to the current ENSO situation (include ranking and verification), their three-month outlooks and their stakeholders engagement. Wherever appropriate NMS to report on their drought status.
4. Round-table discussion: addressing general concerns/queries on outlooks and SCOPIC, CliKp and ACCESS-S
5. Feedback on COSPPac products and services.
6. Country statements with regards to drought or drought-like conditions, drought module issues/concerns.
7. The next OCOF will be held on **14 March 2024** and is to be chaired by **Vanuatu**.

Participants:

The OCOF 197 was attended by 24 climate officers (8 female) from 12 partner PIC NMSs.

<p>Cook Islands:</p> <p>Fiji: Jasneel Chandra</p> <p>FSM (Chuuk): Boyd Mackensie</p> <p>FSM (Pohnpei): Wallace Jacob</p> <p>Kiribati: Mwata Keariki, and Tekaatu Uribano</p> <p>Niue: Raquel Tanaki</p> <p>Papua New Guinea: Kasis Inapi, Kila Kila, and Nathan Yuave</p> <p>Palau: Kiku Mochimaru</p> <p>Republic of Marshall Islands: Samson Kaneko</p>	
--	--

Australian Aid Project: Climate and Oceans Support Program in the Pacific (COSPPac)

<p>Samoa: Kotoni Faasau, Taumeasina Fomai, Mattaniah Salesa, and Emannuel Etimani</p> <p>Solomon Islands: Max Sitai</p> <p>Tokelau:</p> <p>Tonga:</p> <p>Tuvalu: Kaani Kalepo, Elifaleti Ene, Simoea Tiute, and Fakatokaga</p> <p>Vanuatu: John Mangau, Niel Malosu, and Joseph Worwor</p> <p>Australia: Grant Beard, Grant Smith, and Elise Chandler</p> <p>NOAA:</p> <p>SPREP: Philip Malsale</p> <p>SPC:</p>	
---	--

OCOF tables were received from 14 participating countries before the meeting.

Observations of November 2023 to January 2024:

Observed rainfall for the one and three-month periods ending January 2024 were discussed for each PIC. This month, several countries experienced extreme rainfall as shown in the following table:

Station	Period	Rainfall Amount (mm)	Rainfall Rank	Years of record
Laucala Bay, Fiji	January	621.0	79	83
Lakeba, Fiji	January	663.2	73	74
Vunisea, Fiji	January	480.0	82	88
Tokotoko, Fiji	Nov - Jan	1598.0	74	76
Lakeba, Fiji	Nov - Jan	933.9	67	74
Butaritari, Kiribati	January	531.8	79	87
Beru, Kiribati	Nov - Jan	1010.8	61	67
Butaritari, Kiribati	Nov - Jan	1575.7	82	85
Tarawa Kiribati	Nov - Jan	1217	71	77
Hanan Airport, Niue	January	565.0	111	119
Hanan Airport, Niue	Nov - Jan	1050.2	112	118
Nadzab, PNG	Nov - Jan	222.4	2	49
Wewak, PNG	Nov - Jan	268.8	3	66
Auki, Solomon Islands	January	726.5	60	63
Henderson, Solomon Islands	January	451.8	46	50
Taro, Solomon Islands	January	443.2	46	47
Auki, Solomon Islands	Nov - Jan	1543	60	60
Henderson, Solomon Islands	Nov - Jan	1247.3	46	49
Kirakira, Solomon Islands	Nov - Jan	1606.2	54	55
Fua'amotu, Tonga	January	625.1	45	45
Nuku'alofa, Tonga	January	464.5	74	80
Fua'motu, Tonga	Nov - Jan	866.2	40	44
Aneityum, Vanuatu	January	67.8	6	73
Aneityum, Vanuatu	Nov - Jan	187.3	3	72

Australian Aid Project: Climate and Oceans Support Program in the Pacific (COSPPac)

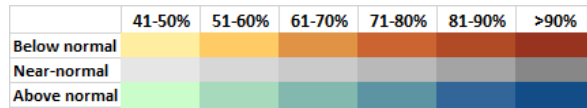
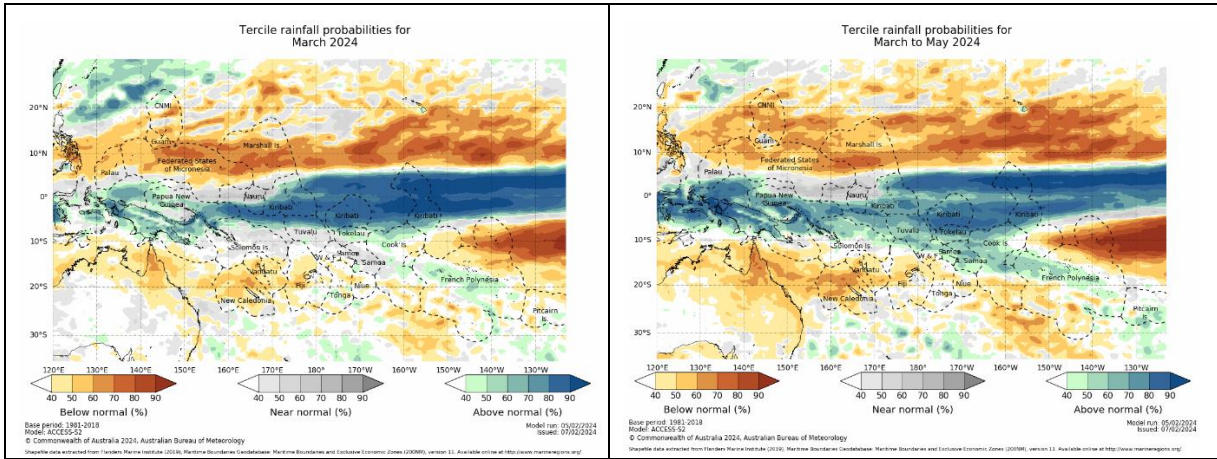
[Note: The above data may not have undergone quality control]

March to May 2024 Outlooks:

ACCESS-S outlooks:

The three-month ACCESS-S rainfall outlook for **March-May 2024** shows rainfall anomalies consistent with El Niño. A region where above normal is very likely affects equatorial regions stretching from PNG in the west, across northern Solomon Islands, southern Nauru, Kiribati (Gilbert Is, Phoenix Is and much of the Line Is), Tuvalu, northern Wallis and Futuna, Tokelau, Samoa, American Samoa, the northern and central Cook Is, central French Polynesia, southern Pitcairn Islands.

Below normal is likely or very likely, in Guam, CNMI, northern Palau, most of both FSM and RMI, southeast PNG EEZ, Australia, southern Solomon Is, New Caledonia, Vanuatu, most parts of Fiji, northern Tonga, Niue, southern Cook Islands, and southern and northeast French Polynesia.



	February to April 2024		
	ACCESS-S	C3S	CLIKP
Cook Is North			
Cook Is South			
Fiji West			
Fiji Central			
Fiji East			
Fiji North			
Fiji Rotuma			
FSM West			
FSM Central			
FSM East			
Kiribati West			
Kiribati Central			
Kiribati East			
RMI North			
RMI Central			
RMI South			
Nauru			
Niue			
Palau			
PNG Momase			
PNG Is			
PNG South			
PNG Highlands			
Samoa			
Solomon Is West			
Solomon Is Central			
Solomon Is East			
Tonga North			
Tonga Central			
Tonga South			
Tuvalu North			
Tuvalu Central			
Tuvalu South			
Vanuatu North			
Vanuatu South			

	Feb-Apr 2024	Mar-May 2024
	ACCESS-S	
Cook Is North		
Cook Is South		
Fiji West		
Fiji Central		
Fiji East		
Fiji North		
Fiji Rotuma		
FSM West		
FSM Central		
FSM East		
Kiribati West		
Kiribati Central		
Kiribati East		
RMI North		
RMI Central		
RMI South		
Nauru		
Niue		
Palau		
PNG Momase		
PNG Is		
PNG South		
PNG Highlands		
Samoa		
Solomon Is West		
Solomon Is Central		
Solomon Is East		
Tonga North		
Tonga Central		
Tonga South		
Tuvalu North		
Tuvalu Central		
Tuvalu South		
Vanuatu North		
Vanuatu South		

Australian Aid Project: Climate and Oceans Support Program in the Pacific (COSPPac)

Other matters Discussed:

- El Niño declining and predicted to be in neutral phase by May 2024
- NMHS were encouraged to document El Niño impacts and continue to work on their El Niño report.
- PNG requested ACCESS-S and SCOPIC training for new officers.
- OCOF 198 will be hosted by SPREP via zoom on the 14 March 2024 and Vanuatu to be the chair.

Observed Rainfall

Country	January 2024	November 2023 to January 2024
Cook Islands	Below normal	Below normal to normal
Fiji	Normal to above normal	Mostly normal
FSM (Chuuk)	Normal	Normal
FSM (Pohnpei)	Below normal and normal	Below normal and normal
Kiribati	Mostly above normal	Above normal
RMI	Below normal	Below normal and above normal
Nauru	No report	
Niue	Above normal	Above normal
Palau	Above normal	Normal
Papua New Guinea	Below normal to above normal	Below normal and normal
Samoa	Below normal and normal	Below normal and normal
Solomon Islands	Above normal	Above normal
Tonga	Below normal to above normal	Below normal to above normal
Tuvalu	Below normal and normal	Mostly normal
Vanuatu	Mostly normal and above normal	Below normal and normal

Ocean Conditions

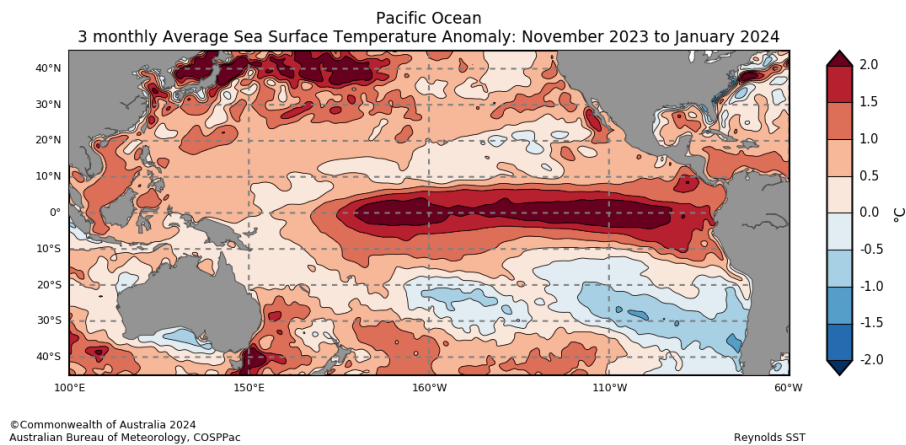
Observations of November 2023 to January 2024

Sea surface temperature:

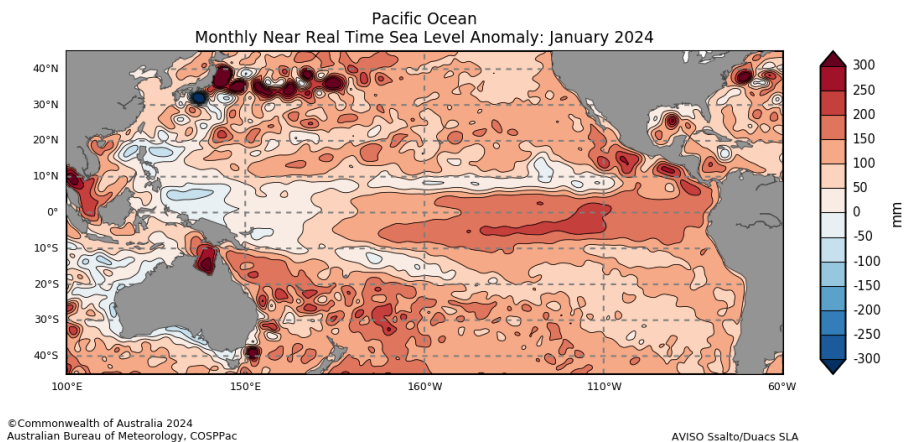
Three-monthly SST anomalies show above normal temperatures up to 2.0°C persisted in central Line Islands, Gilbert Islands, and northern Phoenix Islands of Kiribati, Tuvalu, Samoa, Palau and Nauru. Patches of above normal temperatures in northern FSM, northern RMI, southeastern Solomons, northern Fiji and northern Tonga. SST greater than 2.0°C observed in far northern Phoenix Islands and central Line Islands of Kiribati. Near normal temperatures were observed over southern FSM, southern RMI, Palau, most of Solomons, Vanuatu and southern Fiji, Niue and southern Cook Islands. Compared

Australian Aid Project: Climate and Oceans Support Program in the Pacific (COSPPac)

with the October to December 2023 SST anomaly pattern, near-equatorial SSTs greater than 2.0°C above normal temperature extents have expanded.



January sea level was generally 50mm to 200mm above normal over three regions of the Pacific Ocean. The first region is along the 10° North latitude spanning over northern RMI. The second region is along the near-equatorial region stretching from Gilbert Islands to Line Islands of Kiribati (over Tuvalu and Tokelau). The third region spans southeastward from southern PNG to southern Cook Islands. Anomalies above +200mm were observed in patches over southern PNG, southern Solomons, Vanuatu, Fiji, Tonga, Niue and southern Cook Islands. Near normal sea level anomalies were observed in Palau, FSM, southern RMI, Nauru, northern PNG, northeastern Solomon Islands, Samoa, southern Tuvalu and central Cook Islands.



March to May 2024 Outlooks:

Sea surface temperature outlook: SSTs are forecast to be 0.4 to 2.0 °C above normal affecting most of the COSPPac countries. Above normal SSTs of 1.2 to 2.0 °C are forecast for Kiribati, and northern Cook Islands. Near-normal SSTs are forecast for southern Cook Islands.

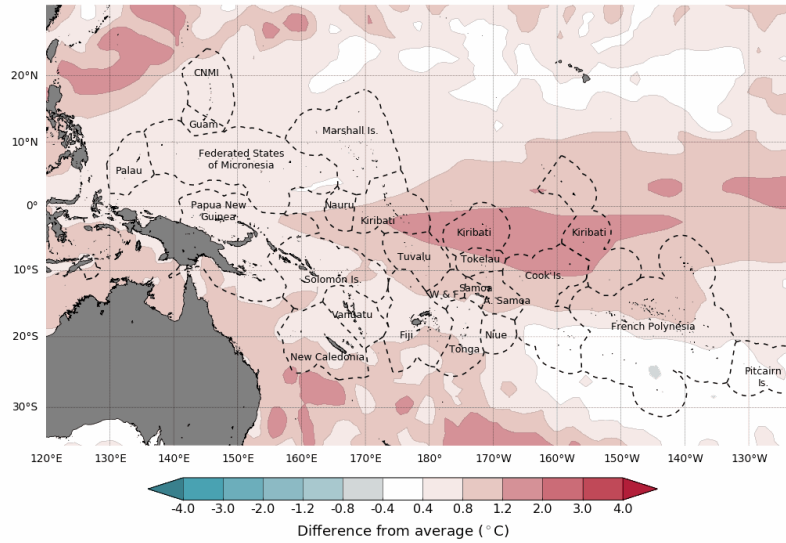
Sea level outlook: Sea level is forecast to be 30-100mm above normal over Palau, central RMI, southern Fiji, Tonga, Niue, and southern Line Island of Kiribati. Sea levels forecast to be 30 to 200mm below normal in PNG, southern FSM, southern RMI, Nauru, Gilbert, northern Phoenix and northern Line Islands of Kiribati, Solomon, southern Tuvalu, Samoa, Vanuatu, Fiji and central Cook Islands. Remaining countries are forecast to have near-normal sea levels. Note that this outlook does not include trends of sea level rise.

Coral Bleaching Outlook: For the four weeks outlook to 10 March, "Alert Levels 1 and 2" forecast for Nauru, Kiribati (southern Gilbert, and Phoenix Islands), far southern Tuvalu, PNG, southern Solomons, Fiji, northern Cooks, Samoa, and northern Vanuatu. "Warning" areas surrounding the "Alert 1 and 2"

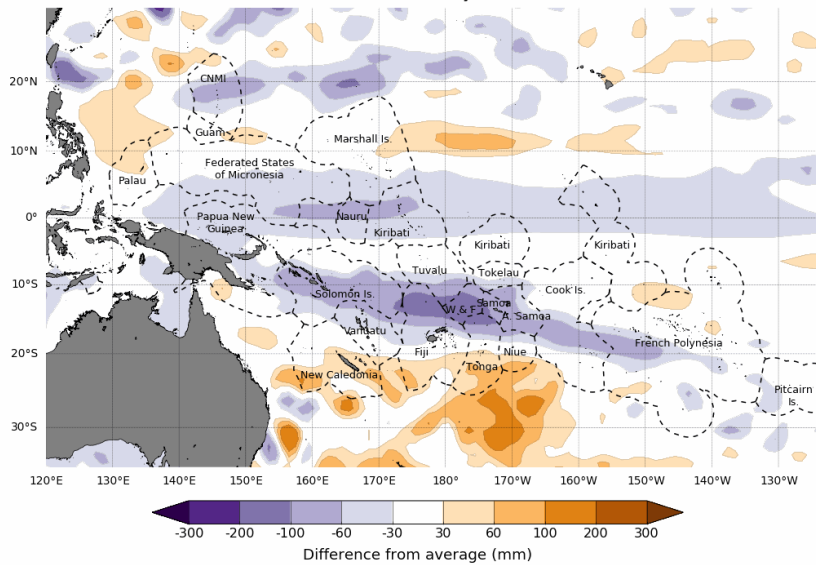
Australian Aid Project: Climate and Oceans Support Program in the Pacific (COSPPac)

regions, forecast for Tonga, and parts of Cook Islands. Broad region of "Watch" areas particularly over southern RMI and Niue. The remaining countries are predicted to experience "no thermal stress".

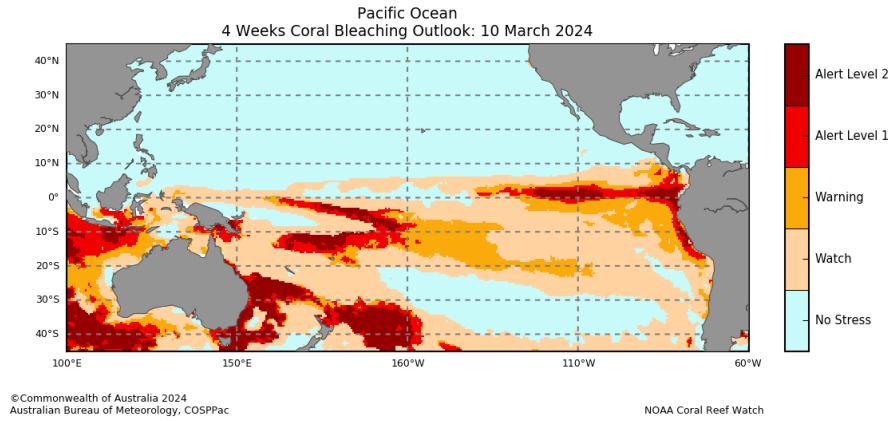
Difference from average sea surface temperature forecast for March to May 2024



Difference from average sea surface height forecast for March to May 2024



Australian Aid Project: Climate and Oceans Support Program in the Pacific (COSPPac)



Observed Conditions

SST: sea surface temperature anomaly

SLA: sea level anomaly

BN: Below Normal

NN: Near Normal

AN: Above Normal

Country	January 2024	
	SST	SLA
Cook Islands	AN, NN	AN, NN
Fiji	AN	AN
FSM (Chuuk)	AN	NN, AN
FSM (Pohnpei)	AN	NN
Kiribati	AN	AN
Marshall Islands	AN	AN
Nauru	AN	NN
Niue	AN	AN
Palau	AN	BN, NN
Papua New Guinea	AN	AN
Samoa	AN	NN
Solomon Islands	AN	NN
Tonga	AN	AN
Tuvalu	AN	AN, NN
Vanuatu	AN	AN

Australian Aid Project: Climate and Oceans Support Program in the Pacific (COSPPac)

Country Stakeholder Engagement- Evaluations of how effective countries engage with their stakeholders

Country	Date January 2024	Stakeholder	Total Number of Participants	Number of male	Number of female
Cook Islands	January	No report			
Fiji - Climate Summary	08 January	General public	140	106	34
Fiji - EAR Watch	09 January	Humanitarian partners	122	96	26
Fiji - Climate Outlook	31 January	General public	124	93	31
Fiji - Climate Outlook for Monasavu	31 January	Energy Fiji Limited	13	13	-
Fiji - Ocean Outlook	19 January	A number of key ocean related stakeholders	36	29	7
Fiji - Sugarcane rainfall outlook	02 January	Sugarcane Industry stakeholders	77	60	17
Fiji -ENSO update	25 January	General Public	142	116	26
Fiji - Meteorological data request	01-31 January	A range of stakeholders	42	38	4
FSM (Chuuk) - Climate Bulletin	January	DCO	4	2	2
FSM (Chuuk) - EAR Watch	January	DCO	4	2	2
FSM (Chuuk) – Ocean Outlook	January	DCO	4	2	2
FSM (Pohnpei) – Climate bulletin	January	Pohnpei Municipal, Gov't, Kosrae, Municipal Gov't, Pohnpei and Kosrae DCO, Dept. Of Education, Red Cross, Fisheries, Environmental Protection Agency, DECEM, Mayors, Dept. Of Public Safety, Pohnpei Utility Corporation, Tourism, Fisheries.	54	43	11

Australian Aid Project: Climate and Oceans Support Program in the Pacific (COSPPac)

FSM – EAR Watch	January	Pohnpei Municipal, Gov't, Kosrae, Municipal Gov't, Pohnpei and Kosrae DCO, Dept. Of Education, Red Cross, Fisheries, Environmental Protection Agency, DECEM, Mayors, Dept. Of Public Safety, Pohnpei Utility Corporation, Tourism, Fisheries.	54	43	11
Kiribati - Climate bulletin	9 January	Government and Non-Government Organisations and public subscribed to the products.	158	70	88
Kiribati – EAR Watch	11 January	Drought committee members	62	35	27
Kiribati - Media release	9 January	KMS Media and KMS Staffs	53	23	30
Kiribati - Ocean Bulletin	11 January	Government and Non-Government Organisations and public subscribed to the products.	158	70	88
Kiribati – Climate data request	1-31 January	Government and Non-government sectors and local fishermen	8	4	4
Marshall Island – Climate briefing	22 January	Office of the Chief Secretary and the National Disaster Management Office	6	4	2
Marshall Island – Climate bulletin	02 January	Chief Secretary Office and National Disaster Management Office	6	4	2
Marshall Island – Ocean Outlook	02 January	National Climate Outlook Forum (NCOF) Using Infographic	28	25	3
Nauru	January	No report			
Niue	January	No engagement			
Palau - 24-hour Monthly Rainfall and Average Temperature Data Infographic	3 January	WSO Palau and social media platform	17+	11+	6+
Palau - Seasonal Rainfall Outlook for Jan to Mar 2024 and Climate Data Infographic	3 January	WSO Palau and social media platform	16+	11+	5+
Palau - Data Infographics on Monthly and Seasonal Outlooks within the region.	5 January	WSO Palau and social media platform	16+	12+	4+
Palau – EAR Watch bulletin	10 January	WSO Palau and social media platform.	21+	14+	7+

Australian Aid Project: Climate and Oceans Support Program in the Pacific (COSPPac)

Palau - PEAC and Climate Data Infographics	11-12 January	WSO Palau and social media platform.	16+	12+	4+
Palau - La Nina 2023 vs El Nino 2024 January Rainfall Data Infographic	15 January	WSO Palau and social media platform.	19+	14+	5+
Palau - APCC, PICASO-CoCO and 2023 Koror Rainfall Data Infographic	17 January	WSO Palau and social media platform.	16+	12+	4+
Palau - OCOF Outlooks for Feb and Feb to Apr 2024 and Climate Data Infographic Dec and Oct to Dec 2023	17 January	WSO Palau and social media platform.	17+	13+	4+
Palau - Climate and Ocean Bulletin	24 January	WSO Palau and social media platform.	22+	16+	6+
Palau -Climate Story: What's the difference between Weather and Climate and 2023 Palau Climate Summary Data Infographic	30 January	WSO Palau and social media platform.	16+	12+	4+
Palau -Climate Story: January 2024 Rainfall and Temperature and Jan 2023 vs Jan 2024 Data Infographic	31 January	WSO Palau and social media platform.	24+	16+	8+
Palau -National Climate Change Workshop: Strengthening Palau's response to Climate Change	31 January	ROP President, Gov Assoc., WSO Palau, NEC, NGOs, civil society, private sector, and media.	84	36	48
PNG - Drought Update	24 January		215	177	38
PNG - Weekly Ok Tedi Climate Briefing	02 and 29 January	OK Tedi Mine	10	9	1
PNG – Climate data request	1-31 January	NGOS, Consultants, schools	4	3	1
Samoa – EAR Watch	5 January	RED Cross, Water Authority (SWA), Media, Health, Works & Infrastructure, Land & Transport Authority, Agriculture	65	27	38

Australian Aid Project: Climate and Oceans Support Program in the Pacific (COSPPac)

		& Fisheries, Fire Services, Ministry of Women, National University of Samoa, Tourism, Foreign Affairs, Communication and Information Technology, Disaster Managers, Marines			
Samoa – Seasonal rainfall Outlook	5 January	RED Cross, Water Authority (SWA), Media, Health, Works & Infrastructure, Land & Transport Authority, Agriculture & Fisheries, Fire Services, Ministry of Women, National University of Samoa, Tourism, Foreign Affairs, Communication and Information Technology, Disaster Managers, Marines	65	27	38
Samoa - Climate summary	5 January	RED Cross, Water Authority (SWA), Media, Health, Works & Infrastructure, Land & Transport Authority, Agriculture & Fisheries, Fire Services, Ministry of Women, National University of Samoa, Tourism, Foreign Affairs, Communication and Information Technology, Disaster Managers, Marines	65	27	38
Solomon Islands – Climate bulletin	January	Red Cross, NDMO, Ministry of Agriculture, SIBC, Hydrology, Solomon star, Paoa FM, World Vision, Glodridge Mining, Ministry of Mines and Energy, MEHRD, Forestry, Ministry of Health, Solomon Water, MECDM, Live and Learn, Tourism, Maritime Service, People with Disability, MID, Ministry of Fisheries, Sol Tuna Ltd, UN Women, Council of Women, Community Representatives	58	46	12
Solomon Islands – EAR Watch	January	Red Cross, NDMO, Ministry of Agriculture, SIBC, Hydrology, Solomon star, Paoa FM, World Vision, Glodridge Mining, Ministry of Mines and Energy, MEHRD, Forestry, Ministry of Health, Solomon Water, MECDM, Live and Learn, Tourism, Maritime Service, People with Disability, MID, Ministry of Fisheries, UN Women, Council of Women.	53	39	14
Solomon Islands - Ocean Bulletin	January	Red Cross, NDMO, Ministry of Agriculture, SIBC, Hydrology, Solomon star, Paoa FM, World Vision, Glodridge Mining, Ministry of Mines and Energy, MEHRD.	14	9	5
Tonga – Climate Bulletin	3 January	Government ministries. NGOs, Media, Private Sector	155	118	37
Tonga – Ocean Outlook	3 January	Government ministries. NGOs, Media, Private Sector	155	118	37
Tuvalu – Climate Bulletin	26 January	MET Staff Disaster Dept TRC	20+	10	10

Australian Aid Project: Climate and Oceans Support Program in the Pacific (COSPPac)

		TuCAN Agriculture All Civil Servants All Kaupule Secretary			
Tuvalu – EAR Watch	26 January	MET Staff Disaster Dept TRC TuCAN Agriculture All Civil Servants All Kaupule Secretary	20+	10	10
Tuvalu – Ocean Outlook	26 January	MET Staff Disaster Dept TRC TuCAN Agriculture All Civil Servants All Kaupule Secretary	20+	10	10
Tuvalu - Monthly Climate briefing		MET Staff Disaster Dept TRC TuCAN Agriculture All Civil Servants All Kaupule Secretary	20+	10	10
Vanuatu	January	No engagement			
Total			2,502	1,697	821

Note: The stakeholder data above may not total up due to lack of data from NMS or no participation