

Pacific Islands - Online Climate Outlook Forum (OCOF) No. 165

Country: Niue

TABLE 1: Monthly Rainfall

Station (include data period)	Mar-2021	Apr-2021	May-2021				
			Total (mm)	33%tile	67%tile	Median	Rank
	Total (mm)	Total (mm)	Rainfall (mm)				
Hanan Airport (1905-2021)	121.0	189.9	205.7	80.8	162.4	128.9	97/115

TABLE 2: Three-month Rainfall for March to May 2021

Station	Three-month Total		33%tile	67%tile	Median	Rank	SCOPIC forecast probabilities based on NINO3.4 Dec 2020 - Jan 2021				Verification: Consistent, Near- consistent, Inconsistent?
	Rainfall (mm)						B-N	N	A-N	LEPS	
Hanan Airport (1905-2021)	516.6	Below normal	547.6	767.8	607.6	40/115	19	44	37	5	Near- consistent

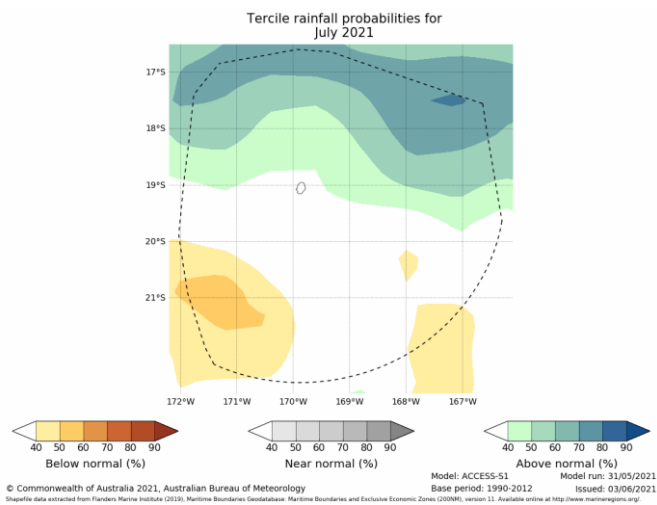
TABLE 3: Seasonal Climate Outlooks using SCOPIC for July to September 2021**Predictor and Period used: NINO3.4 for April to May 2021**

Station	Below Median (prob)	Median Rainfall (mm)	Above Median (prob)		LEPS (%) [whole numbers]	Hit-rate (%) [whole numbers]
Hanan Airport (1905-2021)	48	324.5	52		-1	45

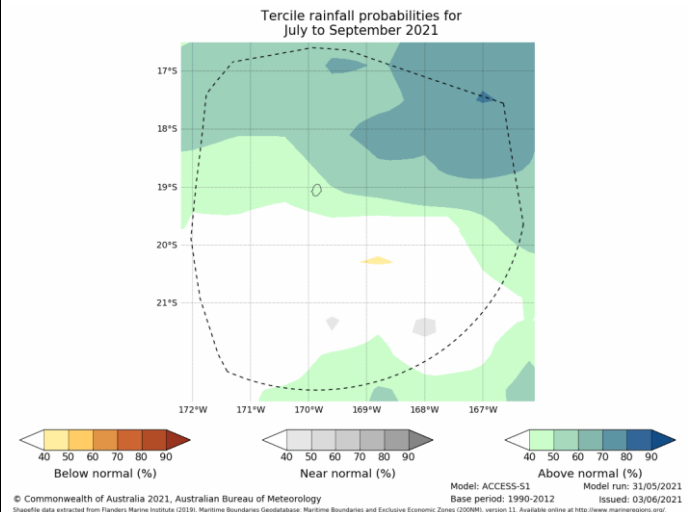
Station	Below Normal (prob)	33%ile Rainfall (mm)	Normal (prob)	67%ile Rainfall (mm)	Above Normal (prob)	LEPS (%) [whole numbers]	Hit-rate (%) [whole numbers]
Hanan Airport (1905-2021)	33	254.8	30	378.5	37	-1	38

TABLE 4: Monthly and Seasonal Climate Outlooks using ACCESS-S for July to September 2021

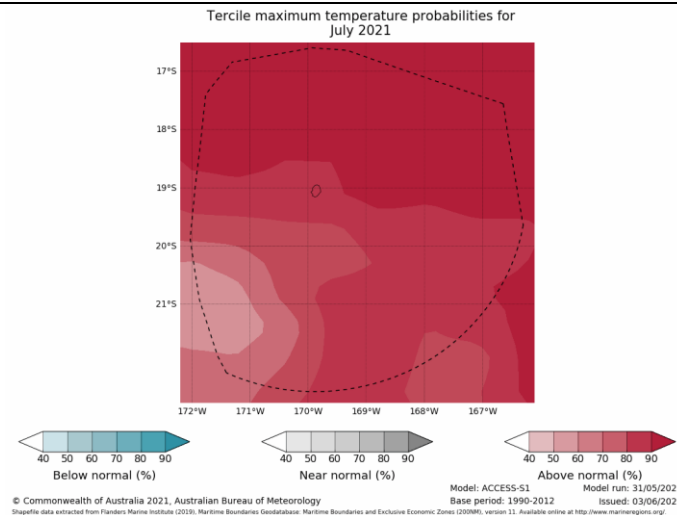
Monthly rainfall



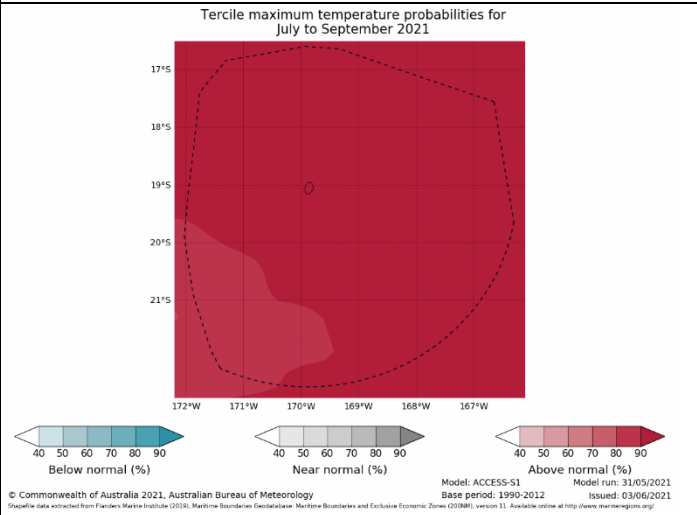
Seasonal rainfall



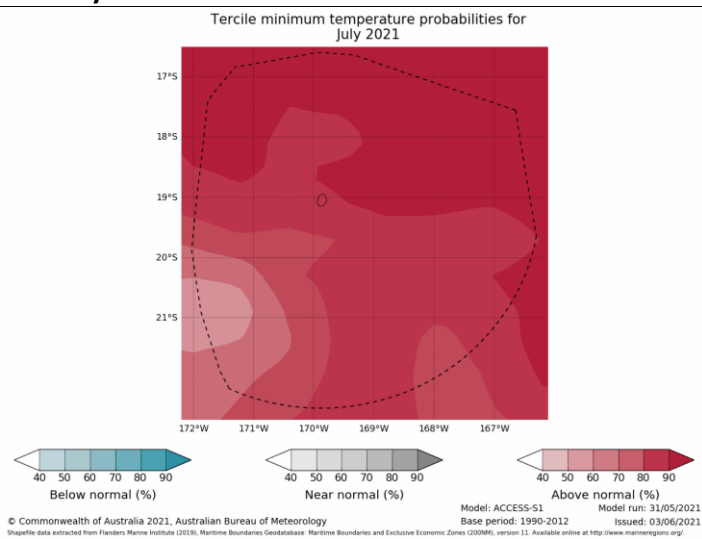
Monthly Tmax



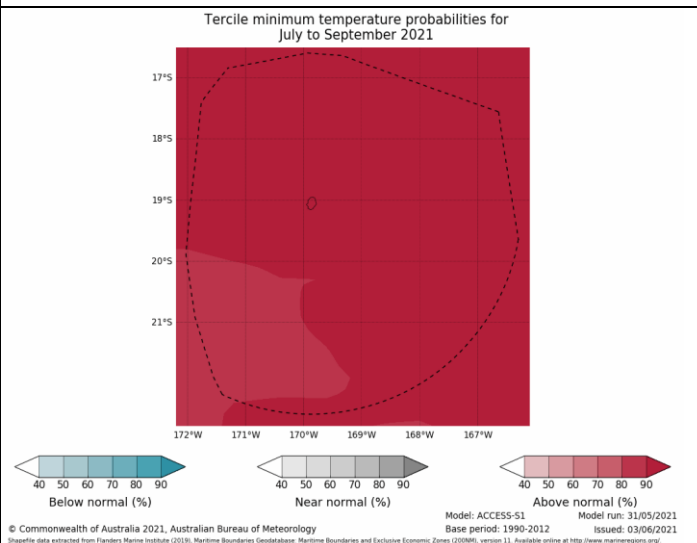
Seasonal Tmax



Monthly Tmin



Seasonal Tmin



Summary Statements

Rainfall for May 2021:

Hanan Airport's May rainfall was above normal.

Accumulated rainfall for March to May 2021, including outlook verification:

The accumulated rainfall for March to May was below normal, with the outlook issued in February being verified as near-consistent.

Outlooks for July to September 2021:

1. SCOPIC:

The outlooks for July to September offer little guidance as the chances of above-normal, normal, and below-normal are similar.

2. ACCESS-S:

Monthly rainfall:

The outlook for **July** offers little guidance as the chances of above-normal, normal, and below-normal are similar for the whole country.

Monthly/Seasonal maximum and minimum temperatures:

The outlook for July and July to September favours above normal maximum and minimum temperatures.

Seasonal rainfall:

The outlook for **July to September** shows above normal rainfall as the most likely outcome for Niue.

NB: The X LEPS % score has been categorised as follows:

Very Low: $X < 0.0$

Low: $0 \leq X < 5$

Moderate $5 \leq X < 10$

Good: $10 \leq X < 15$

High: $15 \leq X < 25$

Very High: $25 \leq X < 35$ Exceptional: $X \geq 35$

TABLE 5: Stakeholder Engagement- Evaluations of how effective NMS engage with stakeholders

Product	Date: May 2021	Stakeholder	Total Number of Participants	Number of male	Number of female
Climate Bulletin	13/05/2021 20/05/2021	General public	50	20	30
		Government Officials	30	15	15
		Village council	15	5	10
		Private Sector			
EAR Watch					
Monthly Climate Briefing	19/05/2021	Stakeholders	20	10	10
		Government Officials	15	7	8
		Government all staff	30	10	20
		Village Council	25	10	15
Ocean Bulletin					
Total			185	77	108