

Pacific Islands - Ocean and Climate Outlook Forum (OCOF) No. 168

Country: Niue

Part 1: Recent climate

TABLE 1: Monthly Rainfall

Station (include data period)	Jun-2021	Jul-2021	Aug-2021				Rank
			Total (mm)	33%tile	67%tile	Median	
	Total (mm)	Total (mm)	Rainfall (mm)				
Hanan Airport (1905-2021)	167.7	201.5	132.2	50.9	104.3	85.6	82/114

TABLE 2: Three-month Total Rainfall for June to August 2021

Station	Three-month Total		33%tile	67%tile	Median	Rank
	Rainfall (mm)					
Hanan Airport (1905-2021)	501.4	Above normal	223.6	331.6	279.5	99/114

NB: The X LEPS % score has been categorised as follows:

Very Low: $X < 0.0$

Low: $0 \leq X < 5$

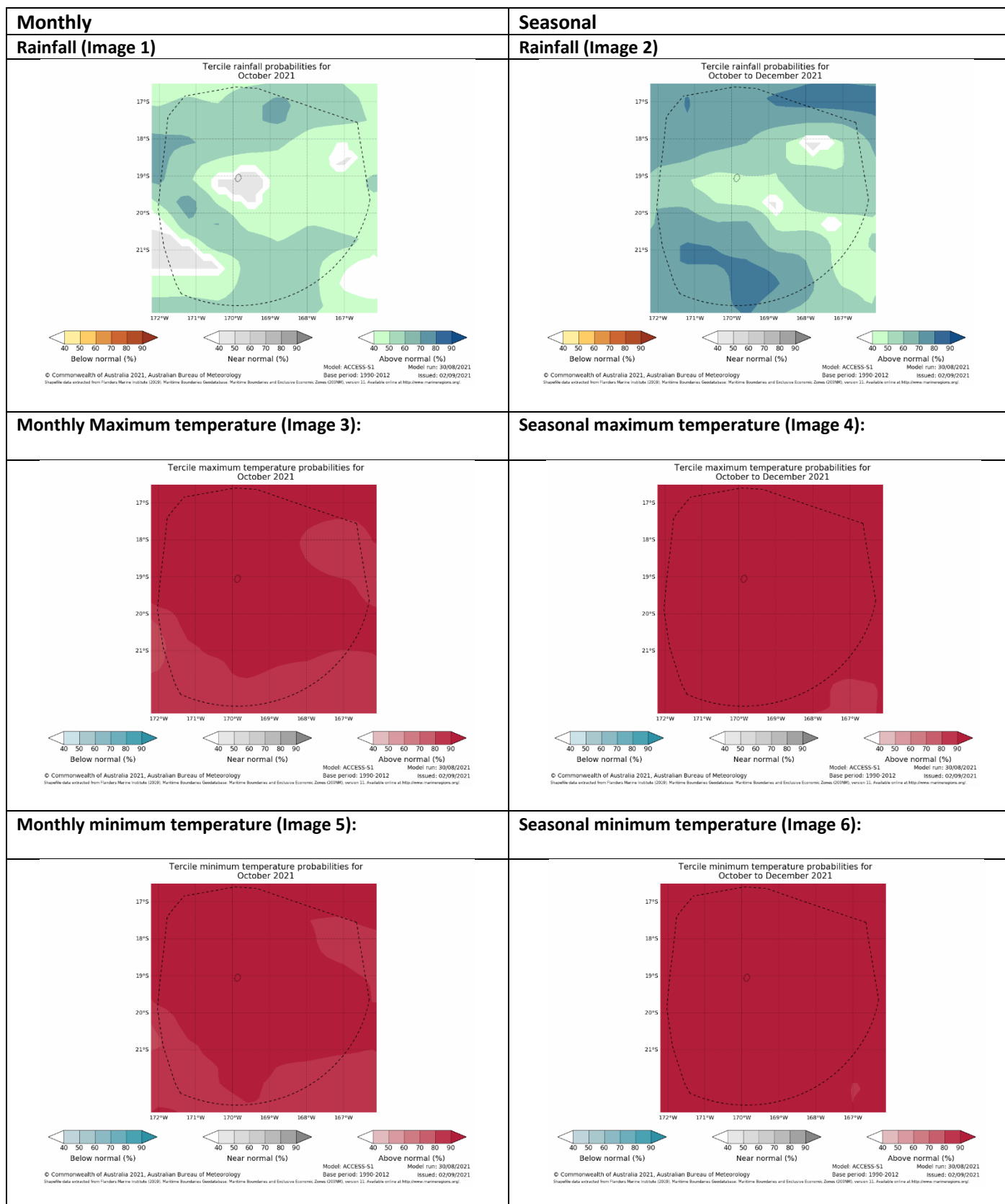
Moderate $5 \leq X < 10$

Good: $10 \leq X < 15$

High: $15 \leq X < 25$

Very High: $25 \leq X < 35$ Exceptional: $X \geq 35$

Part 1i. Monthly and Seasonal Outlooks for October and October to December 2021



NB: The X LEPS % score has been categorised as follows:

Very Low: $X < 0.0$

Low: $0 \leq X < 5$

Moderate $5 \leq X < 10$

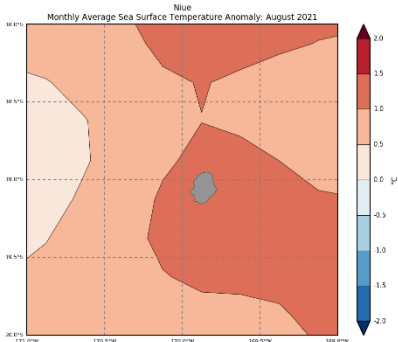
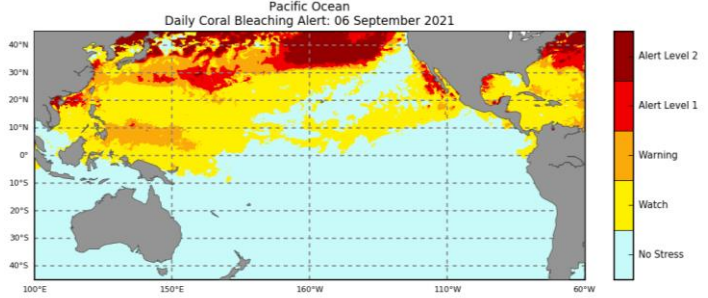
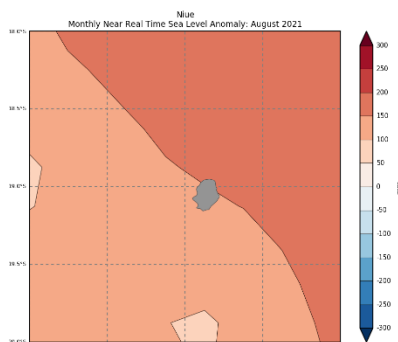
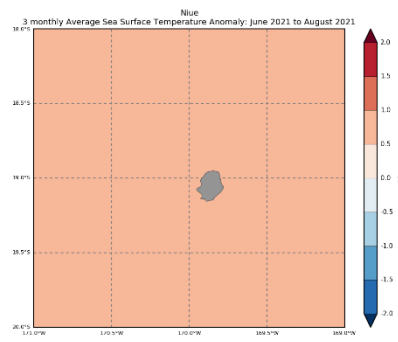
Good: $10 \leq X < 15$

High: $15 \leq X < 25$

Very High: $25 \leq X < 35$ Exceptional: $X \geq 35$

Part 2: Recent Ocean summary statement

Monthly: August 2021

<p>Monthly: August</p>	<p>Daily coral bleaching alert (Image 3):</p>
<p>Sea Surface Temperature (Image 1):</p>	
 <p>Monthly Average Sea Surface Temperature Anomaly: August 2021</p> <p>©Pacific Community (SPC) 2021 Geoscience Energy and Maritime Division, COSPPac SPP Reynolds SST</p>	 <p>Pacific Ocean Daily Coral Bleaching Alert: 06 September 2021</p> <p>Alert Level 2 Alert Level 1 Warning Watch No Stress</p> <p>©Pacific Community (SPC) 2021 Geoscience Energy and Maritime Division, COSPPac SPP NOAA Coral Reef Watch</p>
<p>Sea level (Image 2):</p>	<p>Last three months: June to August 2021:</p>
<p>Sea Surface Temperature (Image 4):</p>	
 <p>Monthly Near Real Time Sea Level Anomaly: August 2021</p> <p>©Pacific Community (SPC) 2021 Geoscience Energy and Maritime Division, COSPPac SPP AVISO SeaStateQuads 3.A</p>	 <p>3 monthly Average Sea Surface Temperature Anomaly: June 2021 to August 2021</p> <p>©Pacific Community (SPC) 2021 Geoscience Energy and Maritime Division, COSPPac SPP Reynolds SST</p>

NB: The X LEPS % score has been categorised as follows:

Very Low: $X < 0.0$

Low: $0 \leq X < 5$

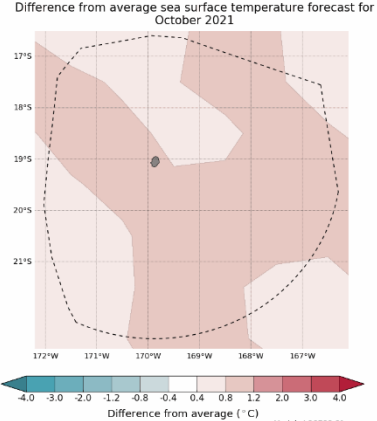
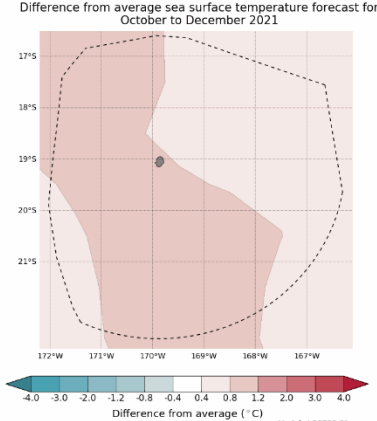
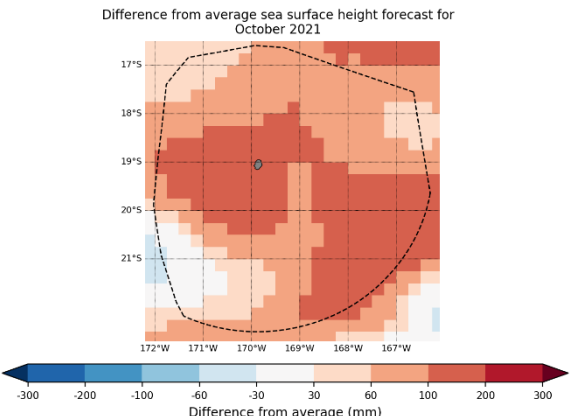
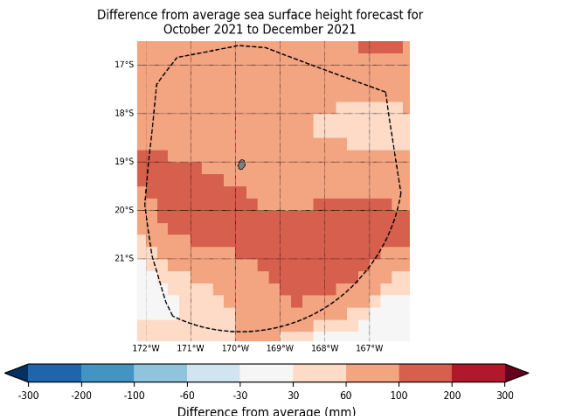
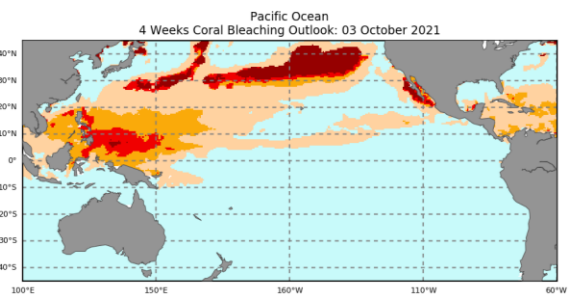
Moderate $5 \leq X < 10$

Good: $10 \leq X < 15$

High: $15 \leq X < 25$

Very High: $25 \leq X < 35$ Exceptional: $X \geq 35$

Part 2i. Monthly and Seasonal Outlooks for October and October to December 2021

Monthly: October	Seasonal: October to December
Monthly sea surface temperature (Image 5):	Seasonal sea surface temperature (Image 6):
 <p>Difference from average sea surface temperature forecast for October 2021</p> <p>© Commonwealth of Australia 2021, Australian Bureau of Meteorology Model: ACCESS-S1 Base period: 1990-2012 Model run: 04/09/2021 Issued: 06/09/2021</p>	 <p>Difference from average sea surface temperature forecast for October to December 2021</p> <p>© Commonwealth of Australia 2021, Australian Bureau of Meteorology Model: ACCESS-S1 Base period: 1990-2012 Model run: 04/09/2021 Issued: 06/09/2021</p>
Monthly sea level (Image 7):	Seasonal sea level (Image 8): Insert map
 <p>Difference from average sea surface height forecast for October 2021</p> <p>© Commonwealth of Australia 2021 Bureau of Meteorology Model: ACCESS-S1 Base Period: 1990-2012 Model Run: 27/08/2021 Issued: Map not issued</p>	 <p>Difference from average sea surface height forecast for October 2021 to December 2021</p> <p>© Commonwealth of Australia 2021 Bureau of Meteorology Model: ACCESS-S1 Base Period: 1990-2012 Model Run: 27/08/2021 Issued: Map not issued</p>
4-week Coral Bleaching (Image 9):	
 <p>Pacific Ocean 4 Weeks Coral Bleaching Outlook: 03 October 2021</p> <p>Alert Level 2 Alert Level 1 Warning Watch No Stress</p> <p>© Pacific Community (SPC) 2021 Geoscience Energy and Maritime Division, COSPPac SPP NOAA Coral Reef Watch</p>	

NB: The X LEPS % score has been categorised as follows:

Very Low: $X < 0.0$

Low: $0 \leq X < 5$

Moderate $5 \leq X < 10$

Good: $10 \leq X < 15$

High: $15 \leq X < 25$

Very High: $25 \leq X < 35$ Exceptional: $X \geq 35$

Summary Statement

Monthly and last three months: August 2021/June to August statement

Hanan Airports monthly and last three months: August 2021/ June to August rainfall was above normal.

Part 1i. Monthly and Seasonal Outlooks for October and October to December 2021

Monthly /Seasonal rainfall and temperature Outlook statements

The rainfall outlook for Niue for October is likely to be normal and October to December period is likely to be above normal. Maximum and Minimum monthly and seasonal temperature outlook is very likely to be above normal.

Part 2: Recent Ocean summary statement

Monthly and last three months: August/June to August 2021

The Sea surface temperature for the month of August shows warmer conditions experienced in Niue with maximum temperature of 1.5 degrees Celsius. For the June to August 2021 period, warmer conditions existed with temperature up by 1 °C above normal.

Sea level for the month of August was higher than normal, with a maximum sea level of 250mm.

There is 'No Stress' coral bleaching alert status for Niue.

Part 2i. Monthly and Seasonal Outlooks for October and October to December 2021

Ocean Variable statement

The outlook for Niue shows a significant positive temperature difference of 0.4-1.2 degrees Celsius for October.

The sea level anomaly is forecasted to be between 100 and 200 mm above average for October, and October to December over central to southern Niue.

The 4 weeks coral bleaching outlook till 4th November is indicating 'no stress' level for Niue.

NB: The X LEPS % score has been categorised as follows:

Very Low: $X < 0.0$

Low: $0 \leq X < 5$

Moderate $5 \leq X < 10$

Good: $10 \leq X < 15$

High: $15 \leq X < 25$

Very High: $25 \leq X < 35$ Exceptional: $X \geq 35$

TABLE 3: Stakeholder Engagement- Evaluations of how effective NMS engage with stakeholders

Product	Date: August 2021	Stakeholder	Total Number of Participants	Number of males	Number of females
Climate Bulletin	24 Aug 2021 NCO	General public	30	10	20
		Government officials	15	10	5
		Village council	10	5	5
		Private sector	20	5	15
		Stakeholders	30	20	10
EAR Watch					
Monthly Climate Briefing	19 Aug 2021 Radio Program	General public	50	25	25
		Government officials	10	4	6
	31 Aug 2021 School Careers	Government all staff	15	5	10
		Niue High School Students	2	0	2
Ocean Outlook					
Total			182	84	98

NB: The X LEPS % score has been categorised as follows:

Very Low: $X < 0.0$

Low: $0 \leq X < 5$

Moderate $5 \leq X < 10$

Good: $10 \leq X < 15$

High: $15 \leq X < 25$

Very High: $25 \leq X < 35$ Exceptional: $X \geq 35$