

Country: Niue

Part 1: Recent climate

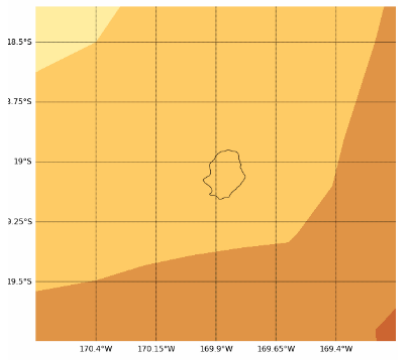
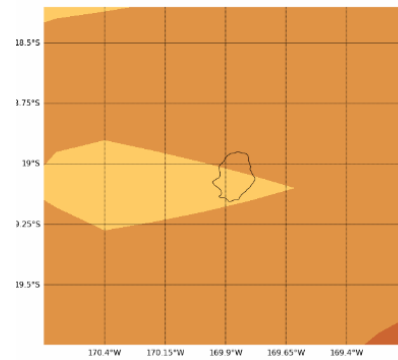
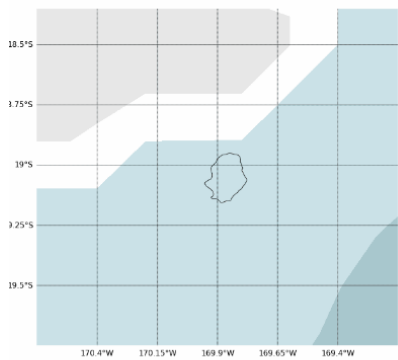
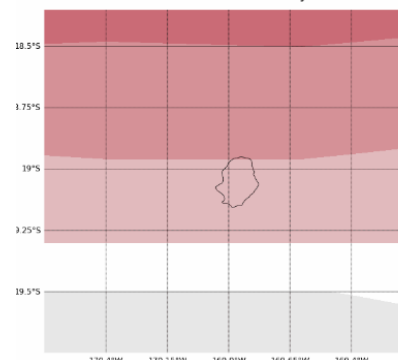
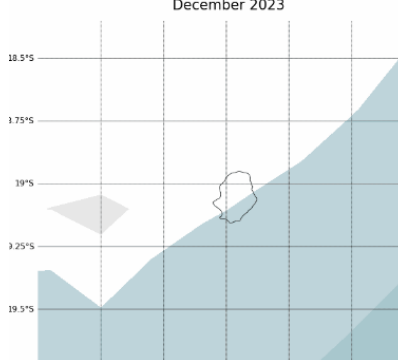
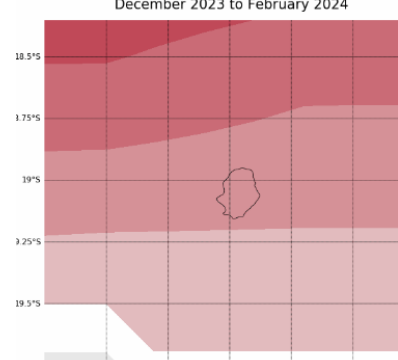
TABLE 1: Monthly Rainfall

Station (include data period)	Aug-2023	Sep-2023	Oct-2023				
			Total (mm)	33%tile	67%tile	Median	Rank
	Total (mm)	Total (mm)	Rainfall (mm)				
Hanan Airport (1905-2023)	247.7	70.9	92.6	67.6	169.9	113.8	51/119

TABLE 2: Three-month Total Rainfall for August to October 2023

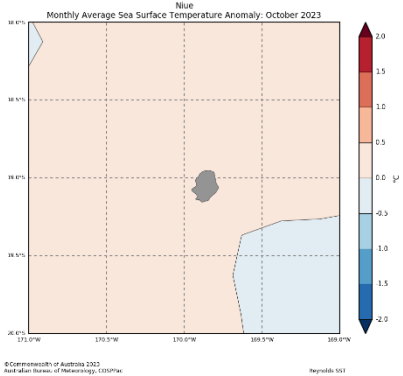
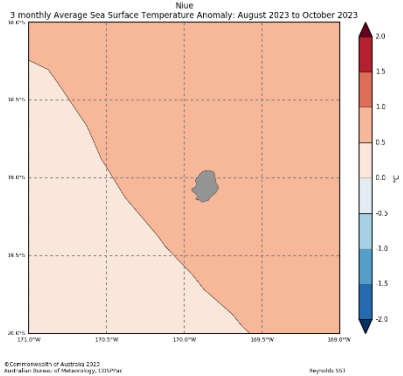
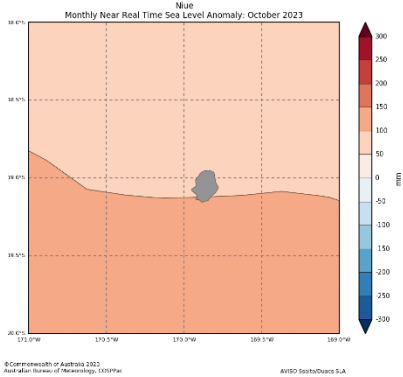
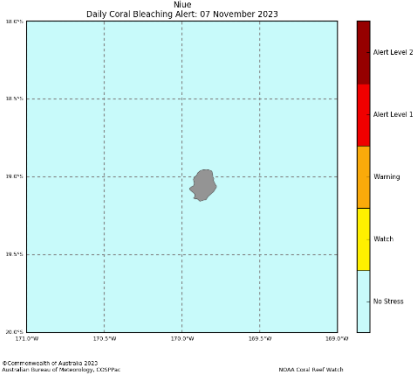
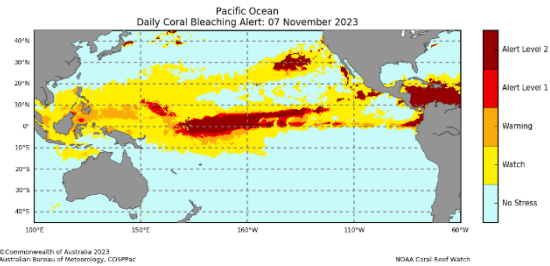
Station	Three-month Total		33%tile	67%tile	Median	Rank
	Rainfall (mm)					
Hanan Airport (1905-2023)	411.2	Normal	256.6	449.7	346.2	76/114

Part 1i. Monthly and Seasonal Outlooks for December and December 2023 to February 2024

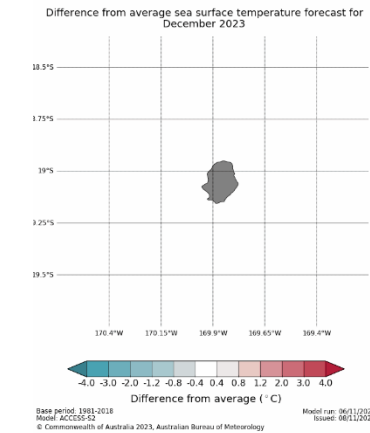
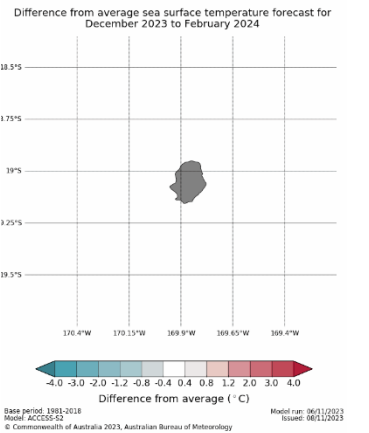
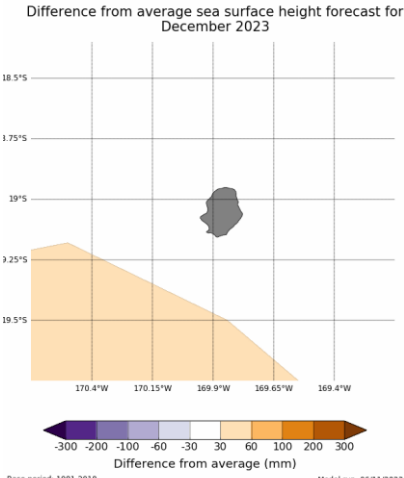
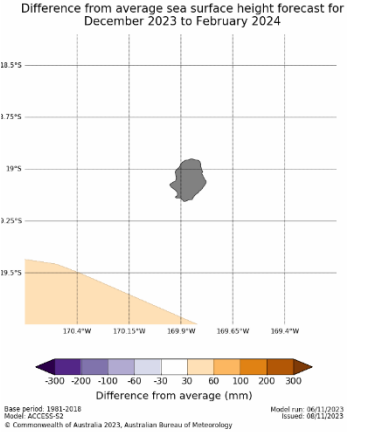
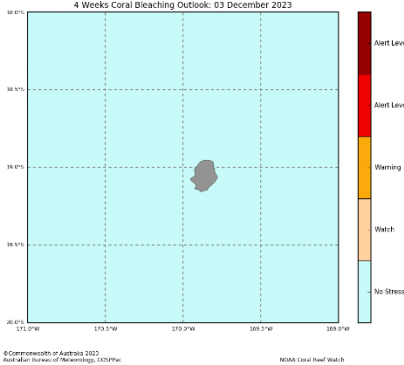
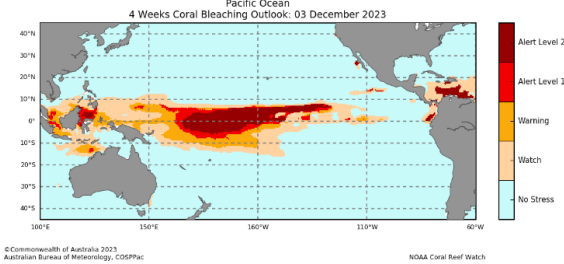
Monthly: December	Seasonal: December to February
Rainfall (Image 1)	Rainfall (Image 2)
<p>Tercile rainfall probabilities for December 2023</p>  <p>Below normal (%) Near normal (%) Above normal (%)</p> <p>Base period: 1981-2018 Model: ACCESS-S2 © Commonwealth of Australia 2023, Australian Bureau of Meteorology</p> <p>Model run: 06/11/2023 Issued: 06/11/2023</p>	<p>Tercile rainfall probabilities for December 2023 to February 2024</p>  <p>Below normal (%) Near normal (%) Above normal (%)</p> <p>Base period: 1981-2018 Model: ACCESS-S2 © Commonwealth of Australia 2023, Australian Bureau of Meteorology</p> <p>Model run: 06/11/2023 Issued: 06/11/2023</p>
Monthly Maximum temperature (Image 3):	Seasonal maximum temperature (Image 4):
<p>Tercile maximum temperature probabilities for December 2023</p>  <p>Below normal (%) Near normal (%) Above normal (%)</p> <p>Base period: 1981-2018 Model: ACCESS-S2 © Commonwealth of Australia 2023, Australian Bureau of Meteorology</p> <p>Model run: 06/11/2023 Issued: 06/11/2023</p>	<p>Tercile maximum temperature probabilities for December 2023 to February 2024</p>  <p>Below normal (%) Near normal (%) Above normal (%)</p> <p>Base period: 1981-2018 Model: ACCESS-S2 © Commonwealth of Australia 2023, Australian Bureau of Meteorology</p> <p>Model run: 06/11/2023 Issued: 06/11/2023</p>
Monthly minimum temperature (Image 5):	Seasonal minimum temperature (Image 6):
<p>Tercile minimum temperature probabilities for December 2023</p>  <p>Below normal (%) Near normal (%) Above normal (%)</p> <p>Base period: 1981-2018 Model: ACCESS-S2 © Commonwealth of Australia 2023, Australian Bureau of Meteorology</p> <p>Model run: 06/11/2023 Issued: 06/11/2023</p>	<p>Tercile minimum temperature probabilities for December 2023 to February 2024</p>  <p>Below normal (%) Near normal (%) Above normal (%)</p> <p>Base period: 1981-2018 Model: ACCESS-S2 © Commonwealth of Australia 2023, Australian Bureau of Meteorology</p> <p>Model run: 06/11/2023 Issued: 06/11/2023</p>

Part 2: Recent Ocean Observation

Monthly/Three months: October and August to October 2023

Monthly: October		Last three months: August to October 2023:	
Sea Surface Temperature (Image 1):		Sea Surface Temperature (Image 4):	
			
Sea level (Image 2):			
			
Daily coral bleaching alert (Image 3):			
			

Part 2i. Monthly and Seasonal Outlooks for December and December 2023 to February 2024

<p>Monthly: December</p> <p>Monthly sea surface temperature (Image 5):</p> 	<p>Seasonal: December to February</p> <p>Seasonal sea surface temperature (Image 6):</p> 
<p>Monthly sea level (Image 7):</p> 	<p>Seasonal sea level (Image 8):</p> 
<p>4-week Coral Bleaching (Image 9):</p> 	

Summary Statement

Monthly and last three months: October 2023/August to October 2023 statement

Hanan Airport's October and August to October rainfall was normal.

Part 1i. Monthly and Seasonal Outlooks for December and December 2023 to February 2024

Monthly /Seasonal rainfall and temperature Outlook statements

Niue's December rainfall is likely to be below normal, and the December 2023 to February 2024 rainfall is very likely to be below normal.

December monthly maximum and minimum temperatures are likely to be below normal over Niue, while maximum and minimum temperatures averaged over December 2023 to February 2024 are likely to be above normal.

Part 2: Recent Ocean summary statement

Monthly and last three months: October 2023/August to October 2023

October ocean temperatures around Niue were near normal

Averaged over August to October, ocean temperatures around Niue were upmost 1.0°C above normal.

October sea levels around Niue were 50mm to 150mm above normal.

Coral bleaching reveals no thermal stress for Niue.

Part 2i. Monthly and Seasonal Outlooks for December and December to February 2024

Ocean Variable statement

The monthly, December, and seasonal sea surface temperature, December to February 2024, outlook is likely to be near normal. Monthly and seasonal sea levels are forecasted to be near normal around Niue.

Coral bleaching outlook for the next four weeks reveals no thermal stress for Niue.

TABLE 3: Stakeholder Engagement- Evaluations of how effective NMS engage with stakeholders

Product	Date: October 2023	Stakeholder	Total Number of Participants	Number of Male	Number of Female	Comments (If there are comments from you Stakeholders)
Climate Bulletin	10 October 2023	Private Sector, Government Officials, Government staff, Stakeholders	30	14	16	
EAR Watch						
Monthly Climate Briefing	25 October 2023	Alofi Girls and Boys Brigade	18	6	12	
	27 October 2023	Hakupu Women's	25	2	23	
Ocean Outlook						
Climate data request						
Total			73	22	51	