

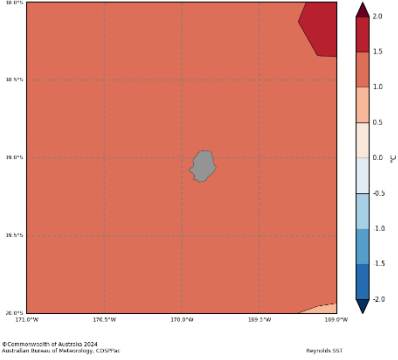
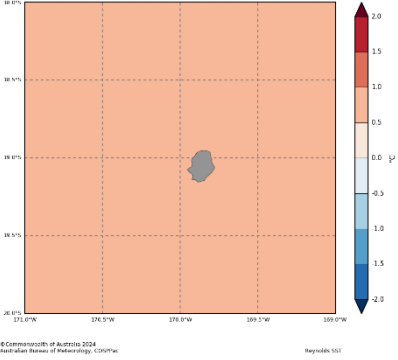
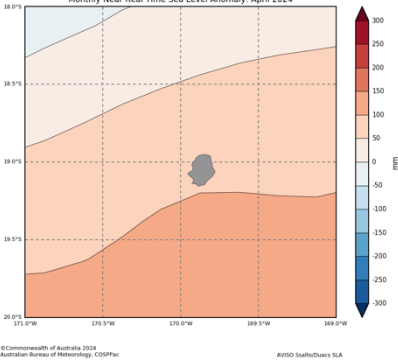
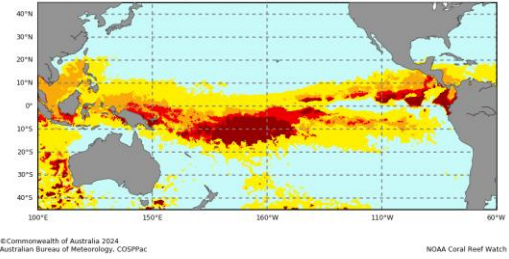
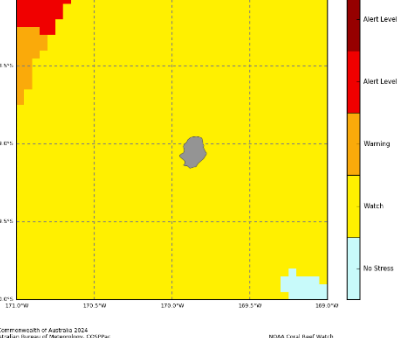
Station	Three-month Total		33%tile	67%tile	Median	Rank
	Rainfall (mm)					
Hanan Airport (1905-2024)	626.4	Below normal	661.6	879.5	762.5	40/119

Part 1i. Monthly and Seasonal Outlooks for June and June to August 2024

Monthly: June	Seasonal: June to August
Rainfall (Image 1)	Rainfall (Image 2)
<div><p>Tercile rainfall probabilities for June 2024</p><p>Below normal (%) Near normal (%) Above normal (%)</p><p>Base period: 1981-2018 Model: ACCESS-S2 © Commonwealth of Australia 2024, Australian Bureau of Meteorology</p><p>Model run: 06/05/2024 Issued: 06/05/2024</p></div>	<div><p>Tercile rainfall probabilities for June to August 2024</p><p>Below normal (%) Near normal (%) Above normal (%)</p><p>Base period: 1981-2018 Model: ACCESS-S2 © Commonwealth of Australia 2024, Australian Bureau of Meteorology</p><p>Model run: 06/05/2024 Issued: 06/05/2024</p></div>
Monthly Maximum temperature (Image 3):	Seasonal maximum temperature (Image 4):
<div><p>Tercile maximum temperature probabilities for June 2024</p><p>Below normal (%) Near normal (%) Above normal (%)</p><p>Base period: 1981-2018 Model: ACCESS-S2 © Commonwealth of Australia 2024, Australian Bureau of Meteorology</p><p>Model run: 06/05/2024 Issued: 06/05/2024</p></div>	<div><p>Tercile maximum temperature probabilities for June to August 2024</p><p>Below normal (%) Near normal (%) Above normal (%)</p><p>Base period: 1981-2018 Model: ACCESS-S2 © Commonwealth of Australia 2024, Australian Bureau of Meteorology</p><p>Model run: 06/05/2024 Issued: 06/05/2024</p></div>
Monthly minimum temperature (Image 5):	Seasonal minimum temperature (Image 6):
<div><p>Tercile minimum temperature probabilities for June 2024</p><p>Below normal (%) Near normal (%) Above normal (%)</p><p>Base period: 1981-2018 Model: ACCESS-S2 © Commonwealth of Australia 2024, Australian Bureau of Meteorology</p><p>Model run: 06/05/2024 Issued: 06/05/2024</p></div>	<div><p>Tercile minimum temperature probabilities for June to August 2024</p><p>Below normal (%) Near normal (%) Above normal (%)</p><p>Base period: 1981-2018 Model: ACCESS-S2 © Commonwealth of Australia 2024, Australian Bureau of Meteorology</p><p>Model run: 06/05/2024 Issued: 06/05/2024</p></div>

Part 2: Recent Ocean Observation

Monthly/Three months: April 2024 and February to April 2024

Monthly: April 2024		Last three months: February to April 2024:	
Sea Surface Temperature (Image 1):		Sea Surface Temperature (Image 4):	
<div><p>Niue</p><p>Monthly Average Sea Surface Temperature Anomaly: April 2024</p><p>©Commonwealth of Australia 2024 Australian Bureau of Meteorology, COSPPac</p><p>Reynolds SST</p></div>		<div><p>Niue</p><p>3 monthly Average Sea Surface Temperature Anomaly: February 2024 to April 2024</p><p>©Commonwealth of Australia 2024 Australian Bureau of Meteorology, COSPPac</p><p>Reynolds SST</p></div>	
Sea level (Image 2):			
<div><p>Niue</p><p>Monthly Near Real Time Sea Level Anomaly: April 2024</p><p>©Commonwealth of Australia 2024 Australian Bureau of Meteorology, COSPPac</p><p>AVISO SeaWiFS SLA</p></div>			
Daily coral bleaching alert (Image 3):			
<div><p>Pacific Ocean</p><p>Daily Coral Bleaching Alert: 05 May 2024</p><p>©Commonwealth of Australia 2024 Australian Bureau of Meteorology, COSPPac</p><p>NOAA Coral Reef Watch</p></div>		<div><p>Niue</p><p>Daily Coral Bleaching Alert: 05 May 2024</p><p>©Commonwealth of Australia 2024 Australian Bureau of Meteorology, COSPPac</p><p>NOAA Coral Reef Watch</p></div>	

Part 2i. Monthly and Seasonal Outlooks for June and June to August 2024

Monthly: June	Seasonal: June to August
Monthly sea surface temperature (Image 5):	Seasonal sea surface temperature (Image 6):
<div><p>Difference from average sea surface temperature forecast for June 2024</p><p>Base period: 1981-2018 Model: ACCESS-S2 © Commonwealth of Australia 2024, Australian Bureau of Meteorology</p><p>Model run: 06/05/2024 Issued: 06/05/2024</p></div>	<div><p>Difference from average sea surface temperature forecast for June to August 2024</p><p>Base period: 1981-2018 Model: ACCESS-S2 © Commonwealth of Australia 2024, Australian Bureau of Meteorology</p><p>Model run: 06/05/2024 Issued: 06/05/2024</p></div>
Monthly sea level (Image 7):	Seasonal sea level (Image 8):
<div><p>Difference from average sea surface height forecast for June 2024</p><p>Base period: 1981-2018 Model: ACCESS-S2 © Commonwealth of Australia 2024, Australian Bureau of Meteorology</p><p>Model run: 06/05/2024 Issued: 06/05/2024</p></div>	<div><p>Difference from average sea surface height forecast for June to August 2024</p><p>Base period: 1981-2018 Model: ACCESS-S2 © Commonwealth of Australia 2024, Australian Bureau of Meteorology</p><p>Model run: 06/05/2024 Issued: 06/05/2024</p></div>
4-week Coral Bleaching (Image 9):	
<div><p>Pacific Ocean 4 Weeks Coral Bleaching Outlook: 02 June 2024</p><p>© Commonwealth of Australia 2024 Australian Bureau of Meteorology, COSPPac</p><p>NOAA Coral Reef Watch</p></div>	<div><p>NIue 4 Weeks Coral Bleaching Outlook: 02 June 2024</p><p>© Commonwealth of Australia 2024 Australian Bureau of Meteorology, COSPPac</p><p>NOAA Coral Reef Watch</p></div>

Summary Statement

Monthly and last three months: April 2024/February to April 2024 statement

Hanan Airport's April and February to April rainfall was below normal.

Part 1i. Monthly and Seasonal Outlooks for June and June to August 2024

Monthly /Seasonal rainfall and temperature Outlook statements

Niue's June rainfall is likely to be above normal. The rainfall outlook for June to August, however, offers little guidance.

Maximum and minimum temperatures during June and averaged over June to August are very likely to be above normal.

Part 2: Recent Ocean summary statement

Monthly and last three months: April 2024/February to April 2024

April ocean temperatures around Niue were utmost 1.5°C above normal.

Averaged over February to April Ocean temperatures around Niue were 0.5 to 1.0°C above normal.

April sea levels were 50 to 100mm above normal.

Coral bleach alert reveals watch status for Niue.

Part 2i. Monthly and Seasonal Outlooks for June and June to August 2024

Ocean Variable statement

June and Averaged over June to August ocean temperatures around Niue are predicted to be 0.4 to 0.8°C above normal.

June and Averaged over June to August sea levels are predicted to be – 30 to 60mm below normal.

IN BRIEF for Teleconference

- Rainfall was below normal for June and June to August.
- The rainfall outlook generally indicates above normal likely in June, but the outlook offers little guidance for June to August.
- SSTs were above normal for April and February to April. The outlook predicts above normal SSTs for the next one and three months.
- Sea-surface heights (SSHs) were below normal for April. Below normal sea surface heights are predicted for June and June to August.
- Coral bleaching alert at Watch status for Niue.

TABLE 3: Stakeholder Engagement- Evaluations of how effective NMS engage with stakeholders

Product	Date: April 2024	Stakeholder	Total Number of Participants	Number of Male	Number of Female	Comments (If there are comments from you Stakeholders)
Climate Bulletin						
EAR Watch						
Monthly Climate Briefing						
Ocean Outlook						
Climate data request						
Total						