

Pacific Islands - Ocean and Climate Outlook Forum (OCOF) No. 203

Country: Niue

Part 1: Recent climate

TABLE 1: Monthly Rainfall

Station (include data period)	May-2024	Jun-2024	Jul-2024				Rank
			Total (mm)	33%tile	67%tile	Median	
	Total (mm)	Total (mm)	Rainfall (mm)				
Hanan Airport (1905-2024)	198.4	32.3	59.1	56.4	128.8	89.2	46/118

TABLE 2: Three-month Total Rainfall for May to July 2024

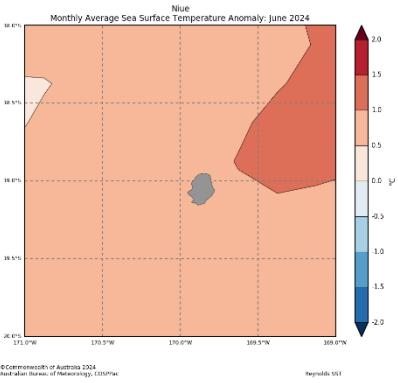
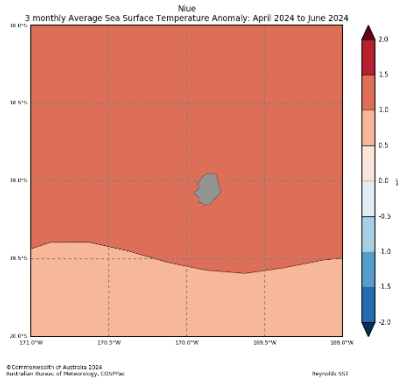
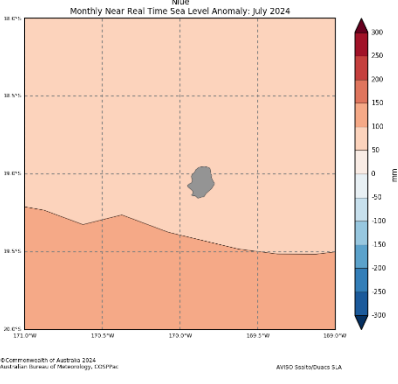
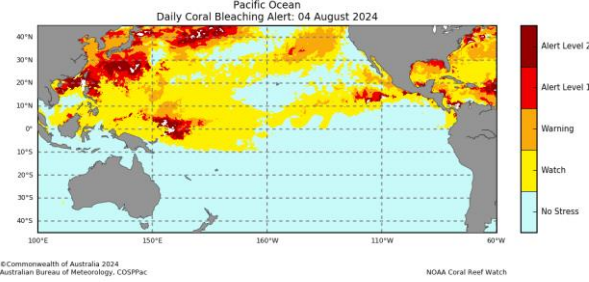
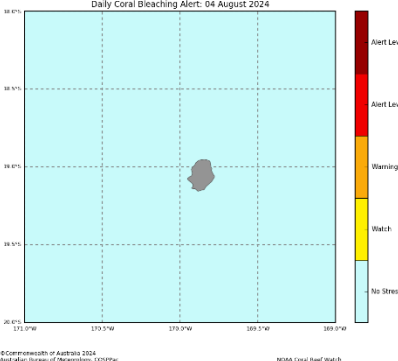
Station	Three-month Total		33%tile	67%tile	Median	Rank
	Rainfall (mm)					
Hanan Airport (1905-2024)	289.8	Normal	255.5	409.9	312.6	55/117

Part 1i. Monthly and Seasonal Outlooks for September and September to November 2024

Monthly: September	Seasonal: September to November
<p>Rainfall (Image 1)</p> <p>Tercile rainfall probabilities for September 2024</p> <p>Base period: 1981-2018 Model: ACCESS-S2 Model run: 05/08/2024 Issued: 07/08/2024</p> <p>© Commonwealth of Australia 2024, Bureau of Meteorology, supported by COSPPac</p> <p>170.4°W 170.15°W 169.9°W 169.65°W 169.4°W</p> <p>18.5°S 18.75°S 19°S 19.25°S 19.5°S</p> <p>Below normal (%) Near normal (%) Above normal (%)</p>	<p>Rainfall (Image 2)</p> <p>Tercile rainfall probabilities for September to November 2024</p> <p>Base period: 1981-2018 Model: ACCESS-S2 Model run: 05/08/2024 Issued: 07/08/2024</p> <p>© Commonwealth of Australia 2024, Bureau of Meteorology, supported by COSPPac</p> <p>170.4°W 170.15°W 169.9°W 169.65°W 169.4°W</p> <p>18.5°S 18.75°S 19°S 19.25°S 19.5°S</p> <p>Below normal (%) Near normal (%) Above normal (%)</p>
<p>Monthly Maximum temperature (Image 3):</p>	<p>Seasonal maximum temperature (Image 4):</p>
<p>Tercile maximum temperature probabilities for September 2024</p> <p>Base period: 1981-2018 Model: ACCESS-S2 Model run: 05/08/2024 Issued: 07/08/2024</p> <p>© Commonwealth of Australia 2024, Bureau of Meteorology, supported by COSPPac</p> <p>170.4°W 170.15°W 169.9°W 169.65°W 169.4°W</p> <p>18.5°S 18.75°S 19°S 19.25°S 19.5°S</p> <p>Below normal (%) Near normal (%) Above normal (%)</p>	<p>Tercile maximum temperature probabilities for September to November 2024</p> <p>Base period: 1981-2018 Model: ACCESS-S2 Model run: 05/08/2024 Issued: 07/08/2024</p> <p>© Commonwealth of Australia 2024, Bureau of Meteorology, supported by COSPPac</p> <p>170.4°W 170.15°W 169.9°W 169.65°W 169.4°W</p> <p>18.5°S 18.75°S 19°S 19.25°S 19.5°S</p> <p>Below normal (%) Near normal (%) Above normal (%)</p>
<p>Monthly minimum temperature (Image 5):</p>	<p>Seasonal minimum temperature (Image 6):</p>
<p>Tercile minimum temperature probabilities for September 2024</p> <p>Base period: 1981-2018 Model: ACCESS-S2 Model run: 05/08/2024 Issued: 07/08/2024</p> <p>© Commonwealth of Australia 2024, Bureau of Meteorology, supported by COSPPac</p> <p>170.4°W 170.15°W 169.9°W 169.65°W 169.4°W</p> <p>18.5°S 18.75°S 19°S 19.25°S 19.5°S</p> <p>Below normal (%) Near normal (%) Above normal (%)</p>	<p>Tercile minimum temperature probabilities for September to November 2024</p> <p>Base period: 1981-2018 Model: ACCESS-S2 Model run: 05/08/2024 Issued: 07/08/2024</p> <p>© Commonwealth of Australia 2024, Bureau of Meteorology, supported by COSPPac</p> <p>170.4°W 170.15°W 169.9°W 169.65°W 169.4°W</p> <p>18.5°S 18.75°S 19°S 19.25°S 19.5°S</p> <p>Below normal (%) Near normal (%) Above normal (%)</p>

Part 2: Recent Ocean Observation

Monthly/Three months: July 2024 and May to July 2024

<p>Monthly: July 2024</p>	<p>Last three months: May to July 2024:</p>
<p>Sea Surface Temperature (Image 1):</p> 	<p>Sea Surface Temperature (Image 4):</p> 
<p>Sea level (Image 2):</p> 	
<p>Daily coral bleaching alert (Image 3):</p> 	

Part 2i. Monthly and Seasonal Outlooks for September and September to November 2024

<p>Monthly: September</p>	<p>Seasonal: September to November</p>
<p>Monthly sea surface temperature (Image 5):</p>	<p>Seasonal sea surface temperature (Image 6):</p>
<p>Difference from average sea surface temperature forecast for September 2024</p> <p>Base period: 1981-2018 Model: ACCESS-62 Model run: 05/08/2024 Issued: 07/09/2024</p> <p>© Commonwealth of Australia 2024. Bureau of Meteorology, supported by COSPPac</p> <p>--- EEZ border V11 (Flanders Marine Institute, 2019).</p>	<p>Difference from average sea surface temperature forecast for September to November 2024</p> <p>Base period: 1981-2018 Model: ACCESS-62 Model run: 05/08/2024 Issued: 07/09/2024</p> <p>© Commonwealth of Australia 2024. Bureau of Meteorology, supported by COSPPac</p> <p>--- EEZ border V11 (Flanders Marine Institute, 2019).</p>
<p>Monthly sea level (Image 7):</p>	<p>Seasonal sea level (Image 8):</p>
<p>Difference from average sea surface height forecast for September 2024</p> <p>Base period: 1981-2018 Model: ACCESS-62 Model run: 05/08/2024 Issued: 07/09/2024</p> <p>© Commonwealth of Australia 2024. Bureau of Meteorology, supported by COSPPac</p> <p>--- EEZ border V11 (Flanders Marine Institute, 2019).</p>	<p>Difference from average sea surface height forecast for September to November 2024</p> <p>Base period: 1981-2018 Model: ACCESS-62 Model run: 05/08/2024 Issued: 07/09/2024</p> <p>© Commonwealth of Australia 2024. Bureau of Meteorology, supported by COSPPac</p> <p>--- EEZ border V11 (Flanders Marine Institute, 2019).</p>
<p>4-week Coral Bleaching (Image 9):</p>	
<p>Pacific Ocean 4 Weeks Coral Bleaching Outlook: 11 August 2024</p> <p>Alert Level 2 Alert Level 1 Warning Watch No Stress</p> <p>© Commonwealth of Australia 2024 Australian Bureau of Meteorology, COSPPac</p> <p>NOAA Coral Reef Watch</p>	<p>Niue 4 Weeks Coral Bleaching Outlook: 11 August 2024</p> <p>Alert Level 2 Alert Level 1 Warning Watch No Stress</p> <p>© Commonwealth of Australia 2024 Australian Bureau of Meteorology, COSPPac</p> <p>NOAA Coral Reef Watch</p>

Summary Statement

Monthly and last three months: July 2024/May to July 2024 statement

Hanan Airport's July and May to July rainfall was normal.

Part 1i. Monthly and Seasonal Outlooks for September and September to November 2024

Monthly /Seasonal rainfall and temperature Outlook statements

Niue's rainfall is likely to be above normal in September and over the three months from September to November.

Maximum and minimum temperatures during September and averaged over September to November are very likely to be above normal.

Part 2: Recent Ocean summary statement

Monthly and last three months: July 2024/May to July 2024

July and averaged over May to July Ocean temperatures around Niue were utmost 1.5°C above normal.

July sea levels were 50 to 150mm above normal for Niue.

Coral bleach alert reveals no stress status for Niue.

Part 2i. Monthly and Seasonal Outlooks for September and September to November 2024

Ocean Variable statement

September and averaged over September to November Ocean temperatures around Niue are predicted to be 0.4 to 1.2°C above normal.

September and averaged over September to November Sea levels are predicted to be near normal.

IN BRIEF for Teleconference

- Rainfall was normal for July and May to July.
- September to November rainfall is likely to be above normal.
- SSTs were above normal for July and May to July. The outlook predicts above normal SSTs for the next one and three months.
- Sea-surface heights (SSHs) were above normal in July. Near normal sea surface heights are predicted for September and September to November.
- Coral bleaching alert at No stress status for Niue

TABLE 3: Stakeholder Engagement- Evaluations of how effective NMS engage with stakeholders

Product	Date: July 2024	Stakeholder	Total Number of Participants	Number of Male	Number of Female	Disability	Age group	Comments (If there are comments from you Stakeholders)
Climate Bulletin	31 July 2024	Niue Government all staff Niue Government officials Village councils General Public	326	156	170			
EAR Watch								
Monthly Climate Briefing	04 July 2024	Ekalesia Kerisiano Niue Womens	39	10	29		20 – 70	
	11 July 2024	Makefu Community	22	8	14		3 – 70	
Ocean Outlook								
Climate data request		Private Sector	2	2				
Total			389	176	213			