

Pacific Islands - Ocean and Climate Outlook Forum (OCOF) No. 212

Country: Niue

Part 1: Recent climate

TABLE 1: Monthly Rainfall

Station (include data period)	Feb-2025	Mar-2025	Apr-2025				
			Total (mm)	33%tile	67%tile	Median	Rank
	Total (mm)	Total (mm)	Rainfall (mm)				
Hanan Airport (1905-2025)	395.7	350.7	140.9	170.9	272.3	219.6	37/120

TABLE 2: Three-month Total Rainfall for February to April 2025

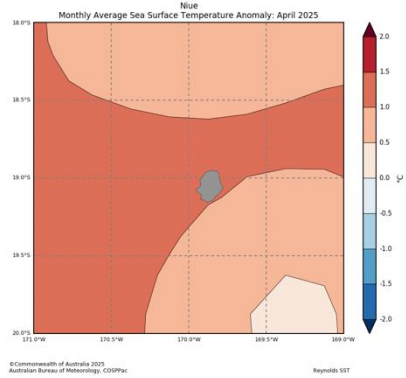
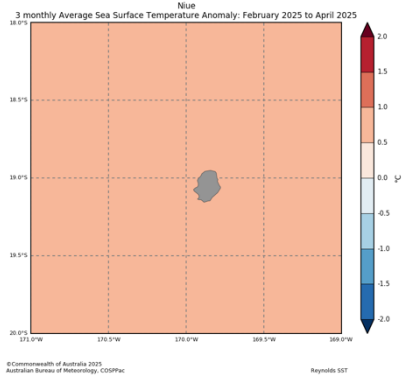
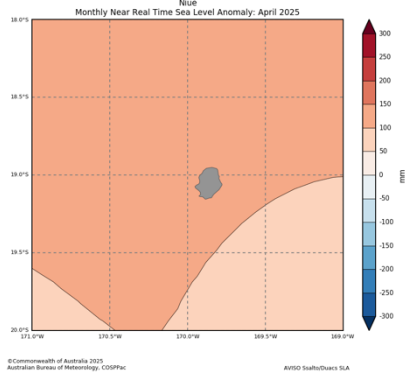
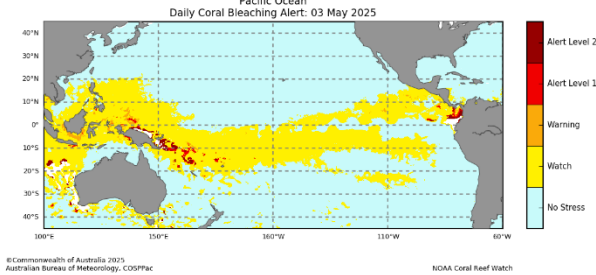
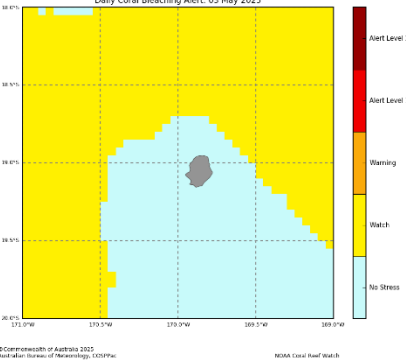
Station	Three-month Total		33%tile	67%tile	Median	Rank
	Rainfall (mm)					
Hanan Airport (1905-2025)	887.3	Above normal	654.4	874.5	761.3	85/120

Part 1i. Monthly and Seasonal Outlooks for June and June to August 2025

<div>Monthly: June</div> <div>Rainfall (Image 1)</div> <div><p>Tercile rainfall probabilities for June 2025</p><p>Base period: 1981-2018 Model: ACCESS-S2 Model run: 03/05/2025 Issued: 05/05/2025</p><p>© Commonwealth of Australia 2025. Bureau of Meteorology, supported by CSIRO.</p></div>	<div>Seasonal: June to August</div> <div>Rainfall (Image 2)</div> <div><p>Tercile rainfall probabilities for June to August 2025</p><p>Base period: 1981-2018 Model: ACCESS-S2 Model run: 03/05/2025 Issued: 05/05/2025</p><p>© Commonwealth of Australia 2025. Bureau of Meteorology, supported by CSIRO.</p></div>
<div>Monthly Maximum temperature (Image 3):</div> <div><p>Tercile maximum temperature probabilities for June 2025</p><p>Base period: 1981-2018 Model: ACCESS-S2 Model run: 03/05/2025 Issued: 05/05/2025</p><p>© Commonwealth of Australia 2025. Bureau of Meteorology, supported by CSIRO.</p></div>	<div>Seasonal maximum temperature (Image 4):</div> <div><p>Tercile maximum temperature probabilities for June to August 2025</p><p>Base period: 1981-2018 Model: ACCESS-S2 Model run: 03/05/2025 Issued: 05/05/2025</p><p>© Commonwealth of Australia 2025. Bureau of Meteorology, supported by CSIRO.</p></div>
<div>Monthly minimum temperature (Image 5):</div> <div><p>Tercile minimum temperature probabilities for June 2025</p><p>Base period: 1981-2018 Model: ACCESS-S2 Model run: 03/05/2025 Issued: 05/05/2025</p><p>© Commonwealth of Australia 2025. Bureau of Meteorology, supported by CSIRO.</p></div>	<div>Seasonal minimum temperature (Image 6):</div> <div><p>Tercile minimum temperature probabilities for June to August 2025</p><p>Base period: 1981-2018 Model: ACCESS-S2 Model run: 03/05/2025 Issued: 05/05/2025</p><p>© Commonwealth of Australia 2025. Bureau of Meteorology, supported by CSIRO.</p></div>

Part 2: Recent Ocean Observation

Monthly/Three months: April and February to April 2025

<p>Monthly: April 2025</p>	<p>Last three months: February to April 2025:</p>
<p>Sea Surface Temperature Anomaly (Image 1):</p>	<p>Sea Surface Temperature Anomaly (Image 4):</p>
 <p>Niue Monthly Average Sea Surface Temperature Anomaly: April 2025</p> <p>©Commonwealth of Australia 2025 Australian Bureau of Meteorology, COSPPac</p> <p>Reynolds SST</p>	 <p>Niue 3 monthly Average Sea Surface Temperature Anomaly: February 2025 to April 2025</p> <p>©Commonwealth of Australia 2025 Australian Bureau of Meteorology, COSPPac</p> <p>Reynolds SST</p>
<p>Sea level anomaly (Image 2):</p>	
 <p>Niue Monthly Near Real Time Sea Level Anomaly: April 2025</p> <p>©Commonwealth of Australia 2025 Australian Bureau of Meteorology, COSPPac</p> <p>AVISO SeaWiFS SLA</p>	
<p>National daily coral bleaching alert (Image 3):</p>	<p>Pacific daily coral bleaching alert (Image 3):</p>
 <p>Pacific Ocean Daily Coral Bleaching Alert: 03 May 2025</p> <p>©Commonwealth of Australia 2025 Australian Bureau of Meteorology, COSPPac</p> <p>NOAA Coral Reef Watch</p>	 <p>Niue Daily Coral Bleaching Alert: 03 May 2025</p> <p>©Commonwealth of Australia 2025 Australian Bureau of Meteorology, COSPPac</p> <p>NOAA Coral Reef Watch</p>

Part 2i. Monthly and Seasonal Outlooks for June and June to August 2025

Monthly: June	Seasonal: June to August
Monthly sea surface temperature anomaly (Image 5):	Seasonal sea surface temperature anomaly (Image 6):
<div><p>Difference from average sea surface temperature forecast for June 2025</p><p>Base period: 1981-2018 Model: ACCESS-S2 Model run: 03/05/2025 Issued: 05/05/2025</p><p>© Commonwealth of Australia 2025, Bureau of Meteorology, supported by COSPPac</p><p>--- EEZ border V11 (Flanders Marine Institute, 2019).</p></div>	<div><p>Difference from average sea surface temperature forecast for June to August 2025</p><p>Base period: 1981-2018 Model: ACCESS-S2 Model run: 03/05/2025 Issued: 05/05/2025</p><p>© Commonwealth of Australia 2025, Bureau of Meteorology, supported by COSPPac</p><p>--- EEZ border V11 (Flanders Marine Institute, 2019).</p></div>
Monthly sea level anomaly (Image 7):	Seasonal sea level anomaly (Image 8):
<div><p>Difference from average sea surface height forecast for June 2025</p><p>Base period: 1981-2018 Model: ACCESS-S2 Model run: 03/05/2025 Issued: 05/05/2025</p><p>© Commonwealth of Australia 2025, Bureau of Meteorology, supported by COSPPac</p><p>--- EEZ border V11 (Flanders Marine Institute, 2019).</p></div>	<div><p>Difference from average sea surface height forecast for June to August 2025</p><p>Base period: 1981-2018 Model: ACCESS-S2 Model run: 03/05/2025 Issued: 05/05/2025</p><p>© Commonwealth of Australia 2025, Bureau of Meteorology, supported by COSPPac</p><p>--- EEZ border V11 (Flanders Marine Institute, 2019).</p></div>
National 4-week Coral Bleaching Outlook (Image 9):	Pacific 4-week Coral Bleaching Outlook (Image 9):
<div><p>Pacific Ocean 4 Weeks Coral Bleaching Outlook: 25 May 2025</p><p>©Commonwealth of Australia 2025 Australian Bureau of Meteorology, COSPPac</p><p>NOAA Coral Reef Watch</p></div>	<div><p>Niue 4 Weeks Coral Bleaching Outlook: 25 May 2025</p><p>©Commonwealth of Australia 2025 Australian Bureau of Meteorology, COSPPac</p><p>NOAA Coral Reef Watch</p></div>

Summary Statement

Monthly and last three months: April 2025/February to April 2025 statement

Hanan Airport's April rainfall was below normal and its February to April rainfall was above normal.

Part 1i. Monthly and Seasonal Outlooks for June and June to August 2025

Monthly /Seasonal rainfall and temperature Outlook statements

Niue's June and June to August rainfall is likely to be above normal.

Maximum and minimum temperatures during June and averaged over June to August are very likely to be above normal.

Part 2: Recent Ocean summary statement

Monthly and last three months: April 2025/February to April 2025

April and averaged over February to April 2025 Sea surface temperatures (SSTs) around Niue were 0.5°C to 1.0°C above normal.

April sea levels around Niue were 50 to 200 mm above normal.

No stress alert for Coral Bleaching for Niue.

Part 2i. Monthly and Seasonal Outlooks for June and June to August 2025

Ocean Variable statement

June and averaged over June to August, sea surface temperatures around Niue are predicted to be 0.4 to 0.8°C above normal.

June and averaged over June to August, sea levels around Niue are predicted to be 30 to 60mm below normal.

Coral Bleaching outlook indicates a no stress status for the next 4 weeks.

In brief for Teleconference

- Rainfall was below normal for April and above normal for February to April.
- The rainfall outlook generally indicates above normal rainfall for June and June to August.
- SSTs for April and averaged over February to April were above normal. The outlook shows above normal SSTs for the next one and three months.
- Sea levels were above normal for April. Below normal to near normal sea levels are predicted for June and June to August.
- Coral bleaching is at no stress status for Niue.

TABLE 3: Stakeholder Engagement- Evaluations of how effective NMS engage with stakeholders

Product	Date: April 2025	Stakeholder	Total Number of Participants	Number of Male	Number of Female	Disability	Age group	Comments (If there are comments from you Stakeholders)
Climate Bulletin	29 th April 2025	Government all staff	550	230	320			
EAR Watch		Stakeholders Facebook Users	360	180	180			
Monthly Climate Briefing								
Ocean Outlook								
Climate data request								
Total			910	410	500			