

Pacific Islands - Ocean and Climate Outlook Forum (OCOF) No. 223

Country: Niue

Part 1: Recent climate

TABLE 1: Monthly Rainfall

Station (include data period)	Jan-2026	Feb-2026	Mar-2026				Rank
			Total (mm)	33%tile	67%tile	Median	
	Total (mm)	Total (mm)	Rainfall (mm)				
Hanan Airport (1905-2026)	453.5	176.0	206.2	210.5	309.9	254.6	40/121

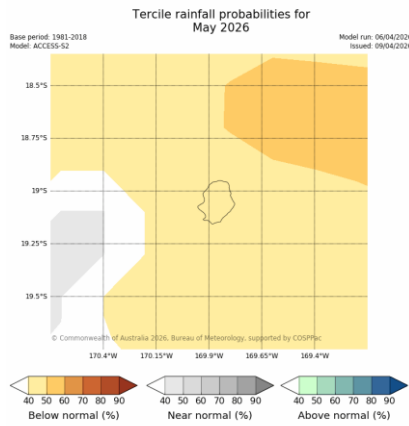
TABLE 2: Three-month Total Rainfall for January to March 2026

Station	Three-month Total		33%tile	67%tile	Median	Rank
	Rainfall (mm)					
Hanan Airport (1905-2026)	835.7	Normal	693.9	971.0	798.4	68/121

Part 1i. Monthly and Seasonal Outlooks for May and May to July 2026

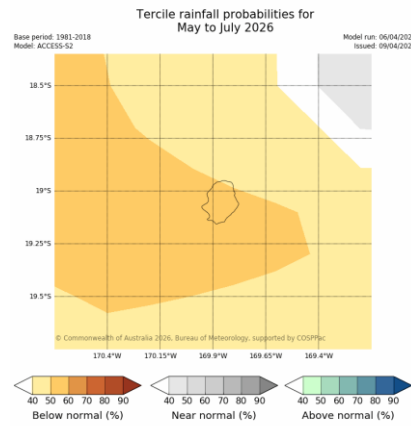
Monthly: May 2026

Rainfall (Image 1)

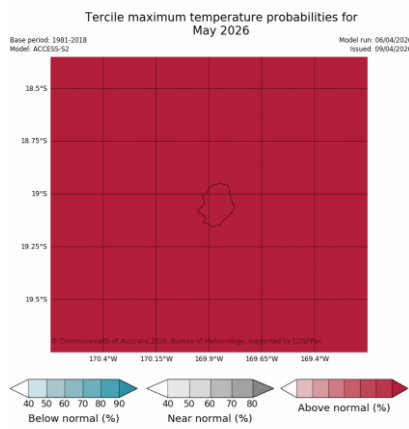


Seasonal: May to July 2026

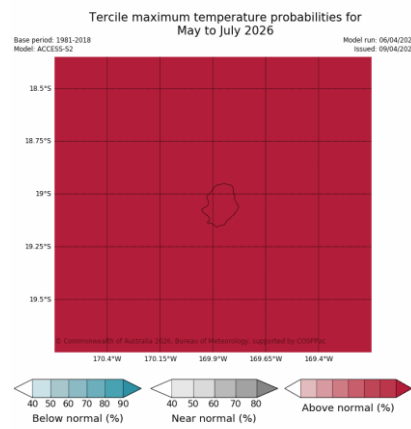
Rainfall (Image 2)



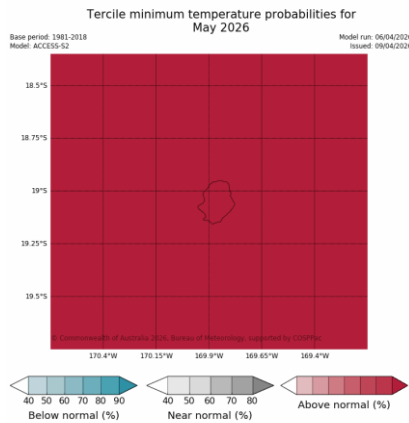
Monthly Maximum temperature (Image 3):




Seasonal maximum temperature (Image 4):



Monthly minimum temperature (Image 5):

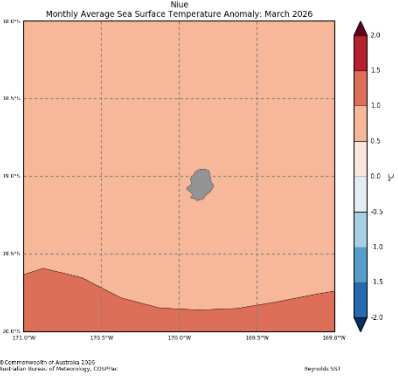
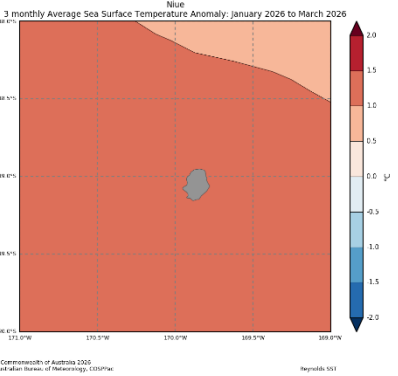
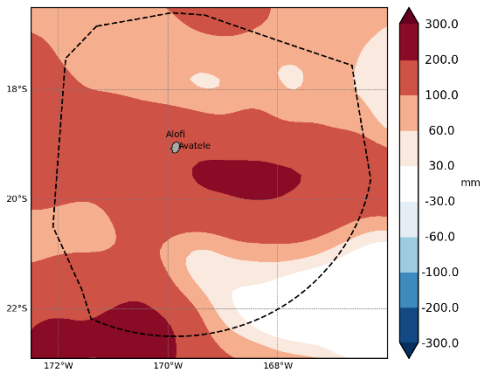
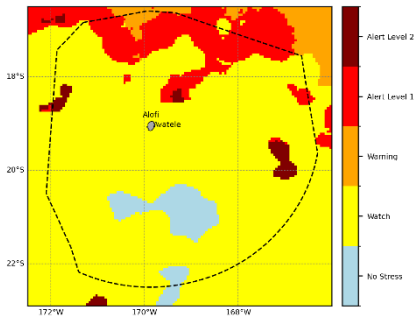
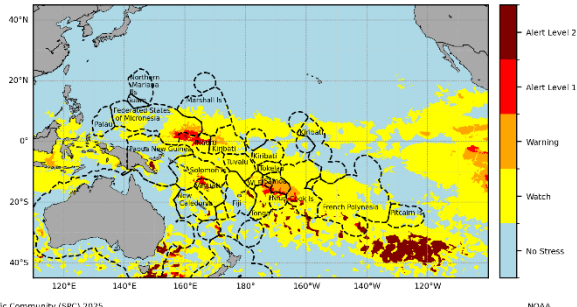


Seasonal minimum temperature (Image 6):



Part 2: Recent Ocean Observation

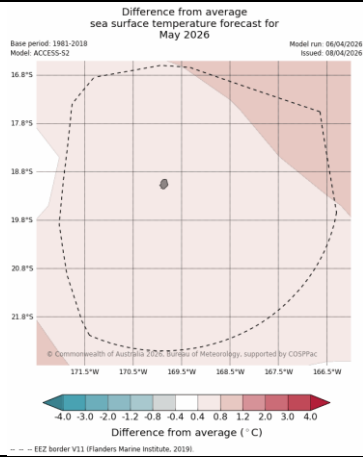
Monthly/Three months: March and January to March 2026

Monthly: March 2026	Last three months: January to March 2026
<p>Sea Surface Temperature Anomaly (Image 1):</p>  <p>Niue Monthly Average Sea Surface Temperature Anomaly: March 2026</p> <p>© Commonwealth of Australia 2005 Australian Bureau of Meteorology, CSIRO/PhU Haystack 531</p>	<p>Sea Surface Temperature Anomaly (Image 4):</p>  <p>Niue 3 monthly Average Sea Surface Temperature Anomaly: January 2026 to March 2026</p> <p>© Commonwealth of Australia 2005 Australian Bureau of Meteorology, CSIRO/PhU Haystack 531</p>
<p>Sea level anomaly (Image 2):</p>  <p>Niue Monthly Sea Level Anomaly: March 2026</p> <p>© Pacific Community (SPC) 2025 E.U. Copernicus Marine Service Information: https://doi.org/10.48670/mol-00149</p>	
<p>National daily coral bleaching alert (Image 3):</p>  <p>Niue Coral Bleaching Alert: 10 April 2026</p> <p>© Pacific Community (SPC) 2025 NOAA</p>	<p>Pacific daily coral bleaching alert (Image 5):</p>  <p>Pacific Islands Coral Bleaching Alert: 10 April 2026</p> <p>© Pacific Community (SPC) 2025 NOAA</p>

Part 2i. Monthly and Seasonal Outlooks for May and May to July 2026

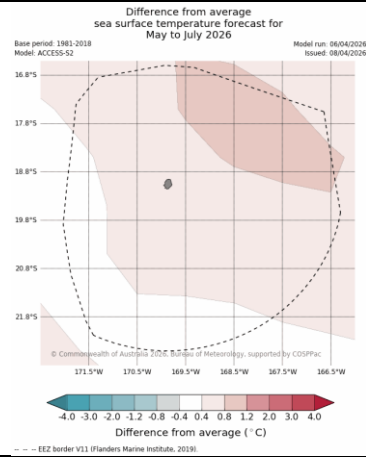
Monthly: May 2026

Monthly sea surface temperature anomaly (Image 5):

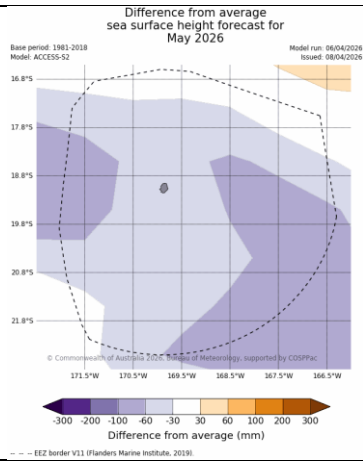


Seasonal: May to July 2026

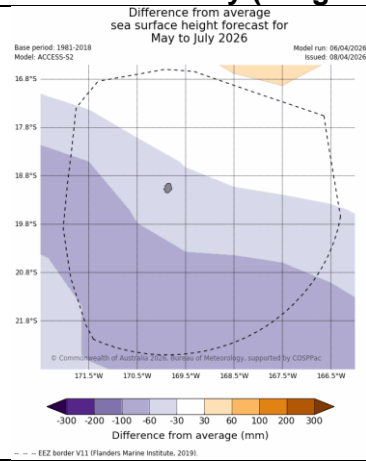
Seasonal sea surface temperature anomaly (Image 6):



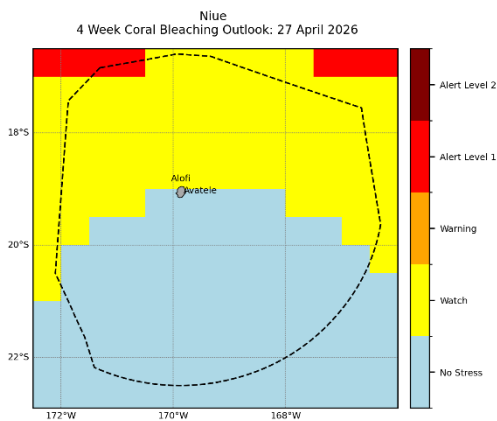
Monthly sea level anomaly (Image 7):



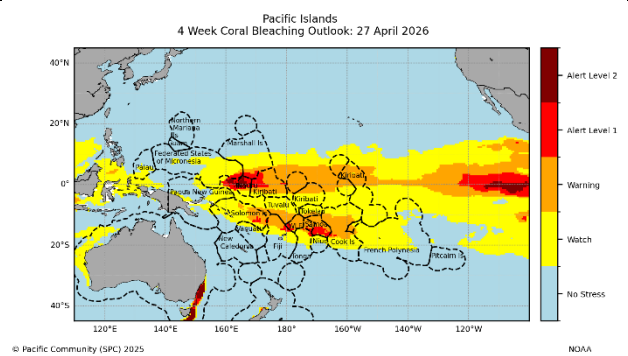
Seasonal sea level anomaly (Image 8):



National 4-week Coral Bleaching Outlook (Image 9):



Pacific 4-week Coral Bleaching Outlook (Image 10):



Summary Statement

Monthly and last three months: March/January to March 2026 statement

Hanan Airport's March rainfall was below normal and January to March rainfall records were normal.

Part 1i. Monthly and Seasonal Outlooks for May and May to July 2026

Monthly /Seasonal rainfall and temperature Outlook statements

Niue's May and May to July rainfall periods are very likely to be below normal.

Maximum and minimum temperatures during May and averaged over May to July are very likely to be above normal.

Part 2: Recent Ocean summary statement

Monthly and last three months: March/January to March 2026

January and averaged over January to March Sea surface temperature (SSTs) around Niue were near normal to 0.5 to 1.5°C above normal.

March sea levels around Niue were 30 to 200mm above normal.

Alert level 1 & 2 for Coral Bleaching for Niue.

Part 2i. Monthly and Seasonal Outlooks for May and May to July 2026

Ocean Variable statement

May sea surface temperatures around Niue are predicted to be 0.4 to 0.8°C above normal.

Averaged over May to July, sea surface temperatures around Niue are predicted to be 0.4 to 0.8°C above normal.

May and averaged over May to July, sea levels around Niue are predicted to be –30 to 100 mm near normal.

Coral Bleaching outlook indicates no stress and warning for the next 4 weeks.

In brief for Teleconference

- Rainfall was below normal for March and January to March 2026 was normal.
- The rainfall outlook generally indicates below normal rainfall May 2026 and May to July 2026.
- SSTs for March and averaged over January to March were near normal to above normal. The outlook shows above normal SSTs for the next one and three months.
- Sea levels were above normal for March. Below normal to near normal sea levels are predicted for May and May to July.
- Alert level 1 & 2 for Coral Bleaching for Niue.

TABLE 3: Stakeholder Engagement- Evaluations of how effective NMS engage with stakeholders (March 2026)

<i>Product</i>	<i>Stakeholder</i>	<i>Total Number of Participants</i>	<i>Number of Male</i>	<i>Number of Female</i>	<i>Disability</i>	<i>Age group</i>	<i>Comments (If there are comments from you Stakeholders)</i>
Climate Bulletin							
EAR Watch							
Monthly Climate Briefing							
Ocean Outlook							
Climate data request							
Outreach programs							
Total							

Stakeholder category	Do your products reach this group? (Y/N)	Tailored product? (Y/N)
Agriculture sector		
Disaster Risk Reduction sector		
Energy sector		
Health sector		
Water sector		
Fisheries and Aquaculture sector		
Tourism sector		
Maritime sector		
Research & education sector		
Women's <input type="checkbox"/> organisations		
National disability organisations		
Community based organisations (e.g. councils)		
Products offered in local dialects/ languages		

