

Data management and Climate and Ocean Products and Services

Pacific Islands – Ocean and Climate Outlook Forum No. 218 Summary Report

Date: Wednesday 12 November 2025

Chair: Yap (FSM)

Apologies: PNG, Tonga, Nauru, Tokelau, Vanuatu, Guam, Cook Islands

Main purpose for the OCOF:

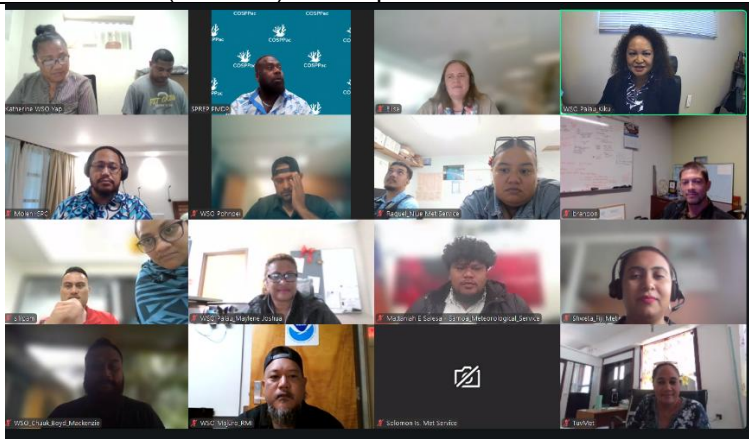
- To provide a regular forum for the 15 participating PIC NMSs to discuss the current ENSO status, recent one and three-month rainfall, drought (if present), their seasonal climate outlooks and stakeholders' engagement with other countries and the Data management and Climate and Ocean Products and Services (SPREP, SPC and Bureau of Meteorology) project team.
- In addition, it serves as an online training forum for recent SCOPIC, and ACCESS development and gives the project team and the NMSs an opportunity to discuss other project-related matters.

Agenda:

1. Brief introduction of PIC participants, SPREP, SPC, Bureau of Meteorology, WMO, and NOAA teams.
2. Report on current ENSO status.
3. Each NMS report on their past one and three-months' rainfall in relation to the current ENSO situation (include ranking and verification), their three-month outlooks and their stakeholder's engagement. Wherever appropriate NMS to report on their drought status.
4. Round-table discussion: addressing general concerns/queries on outlooks and SCOPIC, CliKp and ACCESS-S
5. Feedback on COSPPac products and services.
6. Country statements with regards to drought or drought-like conditions, drought module issues/concerns. Any other climate extreme events during the past one and three months.
7. The next OCOF (OCOFC 219) will be held on **10 December 2025** and be chair by **Vanuatu**.

Participants:

The OCOF 218 was attended by 15 climate officers (5 female) from 6 partner PIC NMSs.

<p>Cook Islands:</p> <p>Fiji: Shweta</p> <p>FSM (Chuuk): Boyd</p> <p>FSM (Pohnpei): Wallace</p> <p>FSM (Yap): Katherine (chair) and Mathias</p> <p>Guam:</p> <p>Kiribati:</p> <p>Niue:</p> <p>Papua New Guinea:</p> <p>Palau: Kiku & Maylene Joshua</p> <p>Republic of Marshall Islands: Samson</p> <p>Samoa: Mattaniah & Kotoni</p> <p>Solomon Islands: Martin and Patnock</p> <p>Tokelau:</p> <p>Tonga:</p>	
--	--



<p> Tuvalu: Vanuatu: Australia: Elise NOAA: Brandon SPREP: Phil, Leanne, Silipa SPC: Moleni WMO: </p> <p> Apologies – PNG, Tonga, Nauru, Tokelau, Vanuatu, Guam, Cook Islands </p>	
---	--

OCOF tables were received from all the participating countries except for Cook Islands, Papua New Guinea, and Vanuatu.

Observations of August to October 2025:

Observed rainfall for the one and three-month periods ending October 2025 were discussed for each PIC. This month, several countries experienced extreme rainfall as shown in the following table:

Station	Period	Rainfall Amount (mm)	Rainfall Rank	Years of record
Lautoka, Fiji	Oct	0.0	1	126
Nausori Airport, Fiji	Oct	40.5	3	69
Nausori Airport, Fiji	Aug – Oct	223.4	5	69
Navua, Fiji	Oct	110.0	4	81
Lakeba, Fiji	Oct	17.0	6	76
Rotuma, Fiji	Oct	123.6	6	110
Vunisea, Fiji	Aug – Oct	145.2	5	84
Kosrae, FSM	Aug – Oct	1752.6	47	48
Kanton, Kiribati	Aug – Oct	37.6	3	65
Majuro, RMI	Oct	525.5	68	72
Nauru	Oct	2.8	7	77
Nauru	Aug – Oct	50.6	7	70
Hanan Airport, Niue	Aug – Oct	159.2	10	116
Apia, Samoa	Oct	430.0	131	136
Apia, Samoa	Aug – Oct	688.9	124	136
Munda, Solomon Is.	Aug – Oct	1043.2	58	64

[Note: The above data may not have undergone quality control]

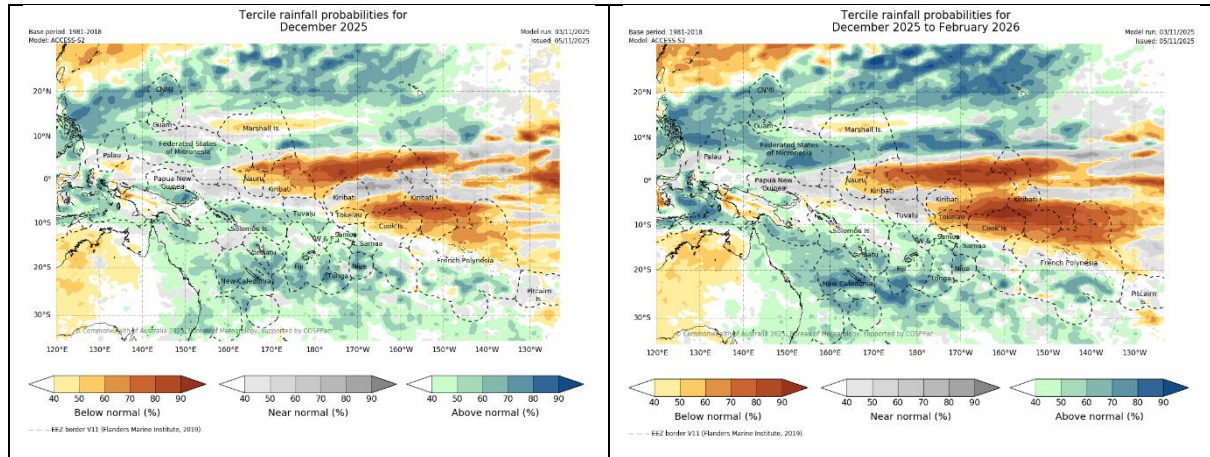


December to February 2026 Outlooks:

ACCESS-S outlooks:

The three-month ACCESS-S rainfall outlook for **December-February 2026** shows strong probabilities for below normal rainfall likely or very likely over central RMI. Another band of below normal rainfall stretching southeast likely or very likely over south RMI, Nauru, Kiribati (Gilbert, Phoenix, and Line Islands), Tokelau, northern Cook Islands, and central and northern French Polynesia. There are also patches of below normal probabilities over central PNG and southern Pitcairn Islands.

Above normal rainfall is likely or very likely in a band stretching eastward from Palau, Guam, CNMI, FSM, southern RMI, northern and southern PNG, most of Solomon Islands, New Caledonia, Vanuatu, Fiji, Tonga, Niue, Wallis and Futuna, Samoa, American Samoa, southern Cook Islands, and southern French Polynesia.



	41-50%	51-60%	61-70%	71-80%	81-90%	>90%
Below normal	Yellow	Orange	Red	Dark Red	Dark Red	Dark Red
Near-normal	Light Green	Light Green	Light Green	Light Green	Light Green	Light Green
Above normal	Light Blue	Light Blue	Light Blue	Light Blue	Light Blue	Light Blue

Other matters Discussed:

- OCOF 219 will be hosted by SPREP via Zoom on 10 December 2025 and chaired by Vanuatu.

Observed Rainfall

Country	October 2025	August to October 2025
Cook Islands	No data	No data
Fiji	Below Normal to Above Normal	Below Normal to Above Normal
FSM (Chuuk)	Above Normal	Above Normal
FSM (Pohnpei and Kosrae)	Above Normal	Above Normal
FSM (Yap)	Above Normal	Above Normal
Kiribati	Normal to Below Normal	Normal to Below Normal
RMI	Above Normal	Normal to Above Normal
Nauru	Below Normal	Below Normal
Niue	Below Normal	Below Normal



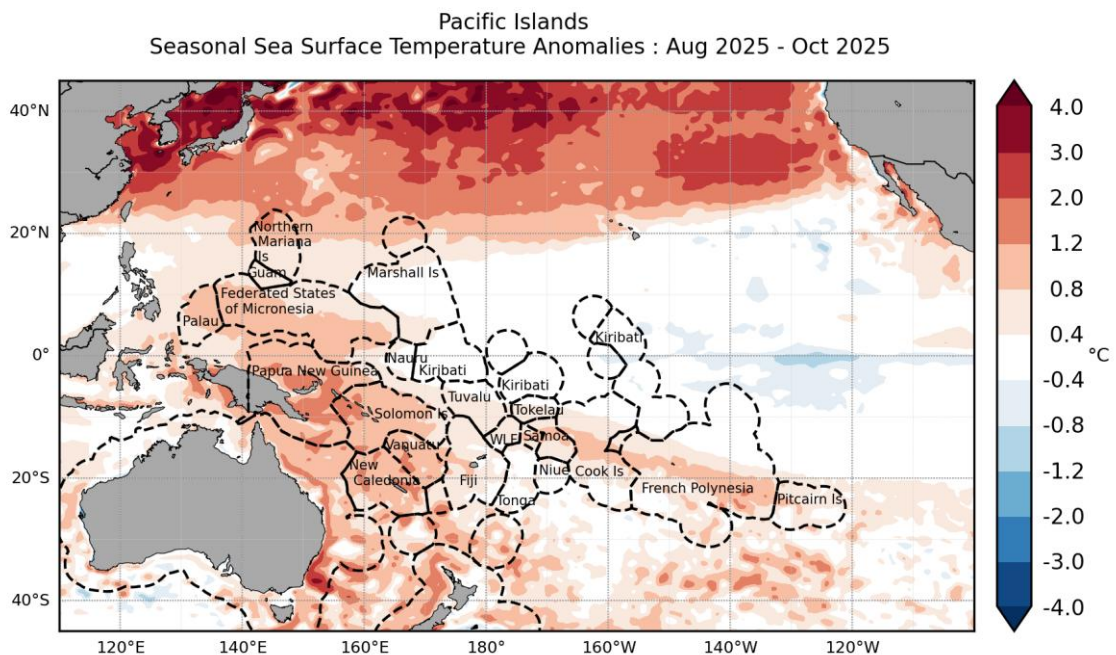
Palau	Above Normal	Above Normal
Papua New Guinea	No data	No data
Samoa	Normal to Above Normal	Normal to Above Normal
Solomon Islands	Normal to Above Normal	Below Normal to Above Normal
Tonga	Below Normal to Above Normal	Normal to Below Normal
Tuvalu	Normal to Above Normal	Below Normal to Above Normal
Vanuatu	No data	No data

Ocean Conditions

Observations of August to October 2025:

Sea surface temperature:

Three-monthly SST anomalies showed above-normal over most of the Pacific countries, except for near-normal SST anomalies over Nauru, Kiribati, RMI, northern French Polynesia, northern Tokelau, northern Tuvalu, Tonga, Niue, northern and southern Cook Islands and a few patches over southern French Polynesia, Pitcairn Islands, and Fiji. Above SST anomalies up to 2.0°C were observed in PNG, and parts of Solomon Islands with a few patches up to 2°C over New Caledonia, Vanuatu, Northern Mariana and French Polynesia. The SST anomalies for the remaining countries were utmost 1.2°C or 0.8°C above normal.

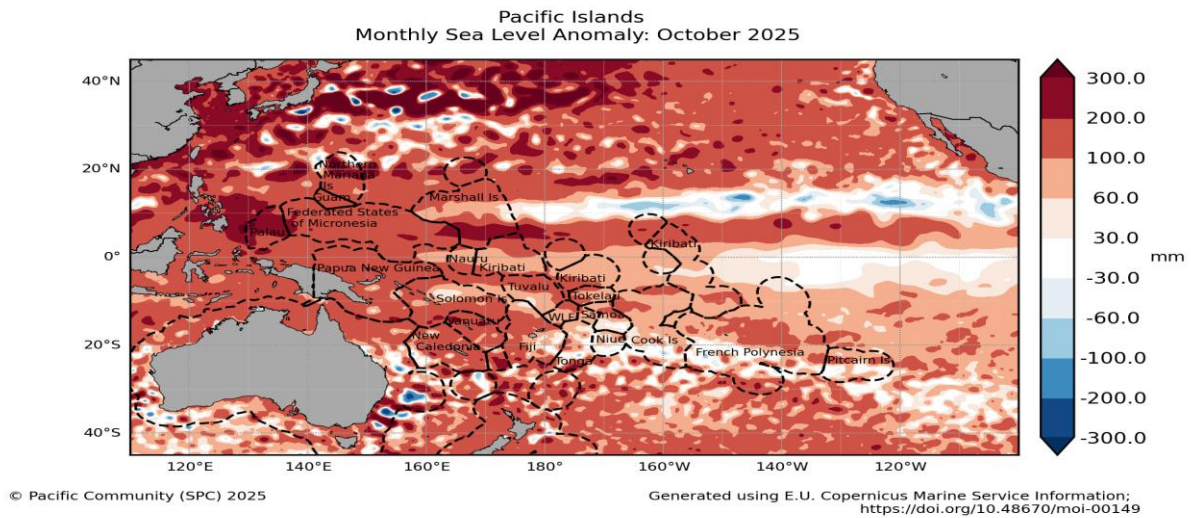


Sea Levels:

October Sea levels:

In October, sea levels were generally above normal across most COSPPac countries. However, patches of near-normal sea levels were recorded in the Solomon Islands, Fiji, southern American Samoa, Tonga, southern Cook Islands, southern French Polynesia and the Pitcairn Islands.

Positive sea level anomalies exceeding +200 mm were observed in Palau, southern Marshall Islands with patches recorded over FSM, Solomon Islands, Vanuatu, Tonga, Fiji, and southern French Polynesia. The rest of the countries not mentioned earlier, and remaining parts of the countries mentioned already experienced sea levels up to +200mm.

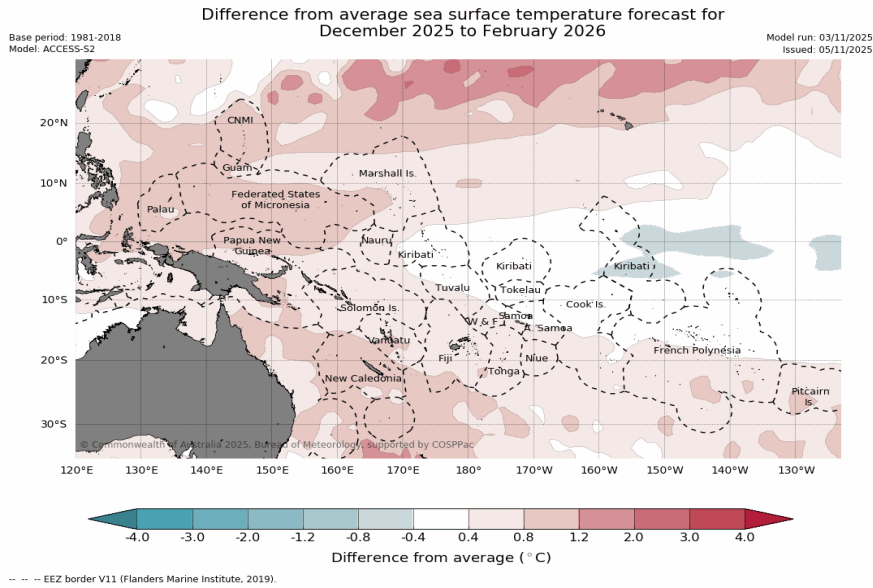


December 2025 to February 2026 Outlooks:

Sea surface temperature (SST) outlook:

Three-monthly SST anomalies outlook shows above-normal over most of the Pacific countries, except for near-normal SST anomalies for countries in the central Pacific which include Kiribati, Tokelau, northern half of Tuvalu, northern part of Samoa, northern American Samoa, northern half of Cook Islands, and northern half of French Polynesia. Below normal SST in central Line Islands. The SST anomalies for the remaining countries will be utmost 1.2°C or 0.8°C above normal.

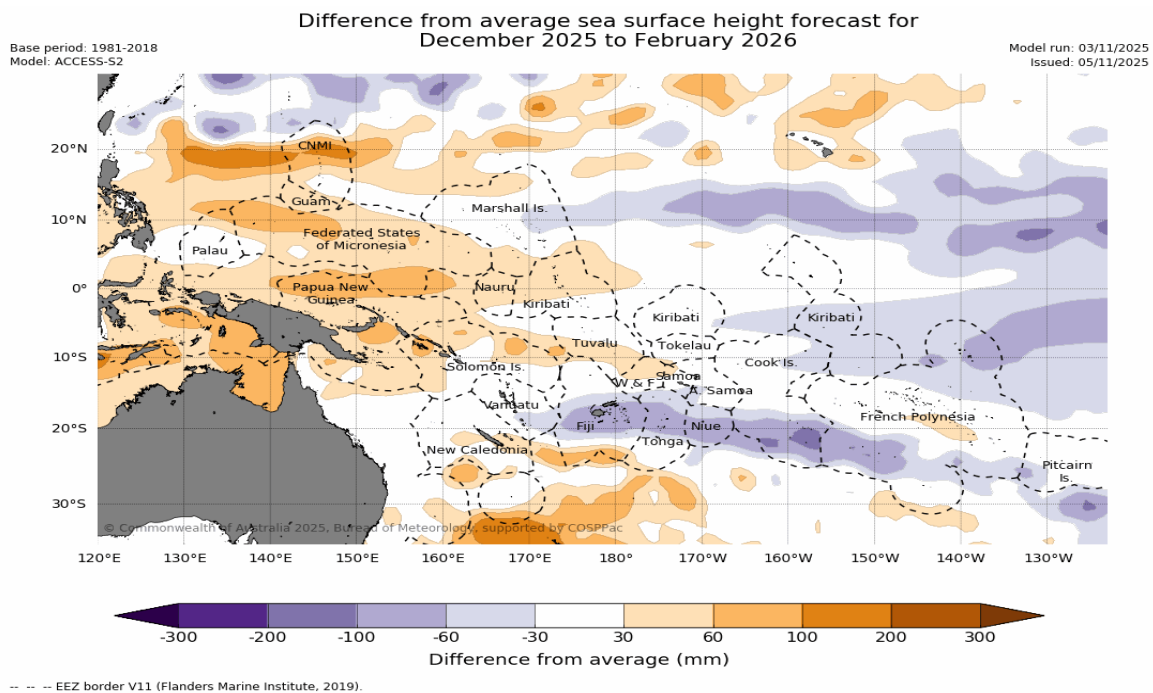




Sea level outlook:

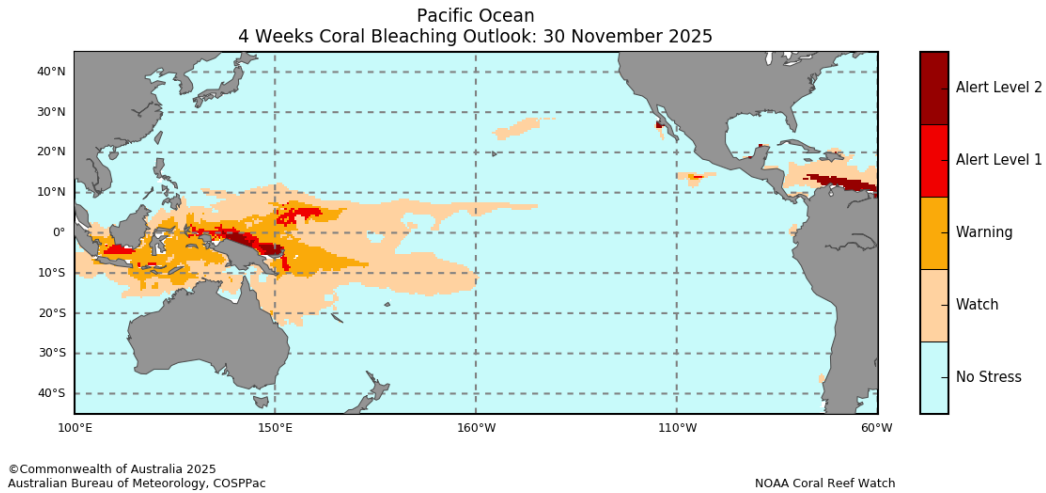
Sea levels are forecast to be above normal mostly in the western Pacific, near-normal in central Pacific and below normal in the eastern Pacific. Countries in the western Pacific which will experience sea levels up to 100mm above normal include Palau, FSM, PNG, Solomon Islands, and up to 60mm include RMI, Nauru, Gilbert Islands, southern Tuvalu, Wallis&Futuna, and Samoa. Countries which will be dominated mostly by the near-normal sea levels include Phoenix Islands, northern Line Islands, southern Gilbert Islands, northern Vanuatu, northern Fiji, eastern Solomon Islands, Tokelau, American Samoa, southern Tonga, New Caledonia, central and northern Cook Islands, central French Polynesia and Pitcairn Islands. Countries with below-near normal sea levels expected for the next three months include central and southern Line Islands, part of northern and southern Cook, central Fiji, central Tonga, Niue, and part of southern Pitcairn Islands.

Note that this outlook does not include trends of sea level rise.



Coral Bleaching Outlook:

For the 4-week outlook to 30 November, "Alert Levels 1 and 2" are to be observed in PNG. "Alert Level 1" over the southern FSM and part of the Solomon Islands. "Warning" for part of Solomon Islands and FSM. 'Watch' or 'No Stress' over other countries.



Observed Conditions

SST: sea surface temperature anomaly

SLA: sea level anomaly

BN: Below Normal

NN: Near Normal

AN: Above Normal

Country	October 2025	
	SST	SLA
American Samoa	AN	NN/AN
Cook Islands	AN/NN	AN/NN
Fiji	AN/NN	AN/NN
FSM (Chuuk)	AN	AN
FSM (Pohnpei&Kosrae)	AN	AN
FSM (Yap)	AN	AN
Kiribati	NN/BN	AN/NN
Marshall Islands	AN/NN	AN
Nauru	NN	AN
Niue	NN	AN/NN
Palau	AN	AN
Papua New Guinea	AN	AN
Samoa	AN	AN/NN
Solomon Islands	AN	AN/NN
Tonga	AN/NN	AN/NN



Tuvalu	AN/NN	AN/NN
Vanuatu	AN	AN

Country Stakeholder Engagement- Evaluations of how effective countries engage with their stakeholders.

Country	Date October 2025	Stakeholder	Total Number of Participants	Number of male	Number of female	Disability	Age group
Fiji – Climate Outlook	October	General public	124	93	31	3	
Fiji – EAR Watch	October	Humanitarian Partners	122	96	26		
Fiji – Ocean Outlook	October	A number of key ocean related stakeholders	36	29	7		
Fiji – Climate Summary	October	General public	140	106	34	3	
Fiji – Climate Outlook for Monasavu	October	Energy Fiji Limited	13	13			
Fiji – Sugarcane Rainfall Outlook	October	Sugarcane Industry stakeholders	77	60	17		
Fiji – Annual Climate Summary	October	A range of stakeholders	140	106	34	3	
Fiji – Meteorologic al Data Request	October	A range of stakeholders	24	13	11		
FSM (Chuuk) -Climate Bulletin	October	DEOC, DECCEM, CPUC, UN, IOM, Chuuk State Gov., CWC, DOE, EPA	23	12	11		
FSM (Chuuk) -EAR Watch	October	DEOC, DECCEM, CPUC, UN, IOM, Chuuk State Gov., CWC, DOE, EPA	23	12	11		
FSM (Chuuk) – Ocean Outlook	October	DEOC, DECCEM, CPUC, UN, IOM, Chuuk State Gov., CWC, DOE, EPA	23	12	11		
FSM (Pohnpei) – Climate bulletin	October	Pohnpei Municipal Gov't, Kosrae Municipal Gov't, Pohnpei and Kosrae DCO, Dept. Of Education, Red Cross, Fisheries, Environmental Protection Agency, DECCEM, Mayors, Dept. Of Public Safety,	66	53	13		



		Pohnpei Utility Corporation, Tourism, Fisheries, Conservation Society of Pohnpei					
FSM (Pohnpei) - Ocean Bulletin	October	Pohnpei Municipal Gov't, Kosrae Municipal Gov't, Pohnpei and Kosrae DCO, Dept. Of Education, Red Cross, Fisheries, Environmental Protection Agency, DECEM, Mayors, Dept. Of Public Safety, Pohnpei Utility Corporation, Tourism, Fisheries, Conservation Society of Pohnpei	66	53	13		
FSM (Pohnpei) – EAR Watch	October	Pohnpei Municipal Gov't, Kosrae Municipal Gov't, Pohnpei and Kosrae DCO, Dept. Of Education, Red Cross, Fisheries, Environmental Protection Agency, DECEM, Mayors, Dept. Of Public Safety, Pohnpei Utility Corporation, Tourism, Fisheries, Conservation Society of Pohnpei	66	53	13		
Kiribati - Climate bulletin	October	Government and Non-Government Organisations and Public subscribed to the products.	158	70	88	1	
Kiribati – EAR Watch	October	Drought Committee Members.	62	35	27	0	
Kiribati – Briefing note on Ocean Parameters	October	Offshore and Coastal Fisheries	4	3	1	0	
Kiribati - Media release	October	All Media Outlets	12	6	6	0	
Kiribati - Ocean Outlook	October	Government and Non-Government Organisations and Public subscribed to the products.	158	70	88	1	
Kiribati – Agromet Bulletin	October	Agriculture and Livestock Division (ALD)	4	1	3	0	
Kiribati – Climate Data request	October	Kiribati Housing Corporation	2	2	0	0	
Marshall Island – EAR Watch	October	National Disaster Management Office, WASH Cluster	16	12	4		



Marshall Island – Climate briefing	October	Chief Secretary Office and National Disaster Management Office	7	4	3		
Nauru – EAR Watch	October		4	1	3		
Nauru – Climate Data request	October	Runway resurfacing project – Downer Company	1	1	0		
Niue - Climate Bulletin	30 th Oct 2025	All government staff	550	230	320		
Palau – Weekly Fisheries Bulletin	2 nd Oct		152	62	90		
Palau – Weekly Fisheries Bulletin	7 th Oct		152	62	90		
Palau-Weekly Weather Bulletin	7 th Oct		152	62	90		
Palau-EAR Watch to stakeholders' social media card	9 th Oct		152	62	90		
Palau Weekly Fisheries Bulletin	14 th Oct		152	62	90		
Palau Weekly Weather Bulletin	14 th Oct		152	62	90		
Palau Island Climate Update	16 th Oct		152	62	90		
Palau – monthly and seasonal outlook	16 th Oct		152	62	90		
Palau Weekly Fisheries Bulletin	21 st Oct		152	62	90		
Palau Weekly	24 th Oct		152	62	90		



Weather Bulletin							
Palau – Monthly Rainfall and Temperature statistics	24 th Oct		152	62	90		
Palau- PICASO and APCC ENSO Update	24 th Oct		152	62	90		
Palau – Weekly Fisheries Bulletin	28 th Oct		152	62	90		
Samoa – Climate bulletin	30 th Oct	RED Cross, Water Authority (SWA), Media, Health, Works & Infrastructure, Land & Transport Authority, Agriculture & Fisheries, Fire Services, Ministry of Women, National University of Samoa, Tourism, Foreign Affairs, Communication and Information Technology, Disaster Managers, Marines	85	37	48		
Samoa – EAR Watch	30 th Oct	RED Cross, Water Authority (SWA), Media, Health, Works & Infrastructure, Land & Transport Authority, Agriculture & Fisheries, Fire Services, Ministry of Women, National University of Samoa, Tourism, Foreign Affairs, Communication and Information Technology, Disaster Managers, Marines	85	37	48		
Samoa – Monthly Climate Briefing	30 th Oct	ED Cross, Water Authority (SWA), Media, Health, Works & Infrastructure, Land & Transport Authority, Agriculture & Fisheries, Fire Services, Ministry of Women, National University of Samoa, Tourism, Foreign Affairs, Communication and Information Technology, Disaster Managers, Marines	85	37	48		
Samoa – Ocean Outlook	30 th Oct	RED Cross, Water Authority (SWA), Media, Health, Works & Infrastructure, Land & Transport Authority, Agriculture & Fisheries, Fire Services, Ministry of Women, National University of Samoa, Tourism, Foreign Affairs, Communication and Information Technology, Disaster Managers, Marines	85	37	48		



Solomon Islands – Seasonal Outlook	October	Red Cross, NDMO, Ministry of Agriculture, SIBC, Hydrology, Solomon Star, Paoa FM, World Vision, Goldridge Mining, Ministry of Mines and Energy, MEHRD, Forestry, Ministry of Health, Solomon Water, MECDM, Live and Learn, Tourism, Maritime Service, People with Disability, MID, Ministry of Fisheries, Sol Tuna Ltd, UN Women, Council of Women, Community Representatives	58	46	12		30 and above
Solomon Islands – EAR Watch	October	Red Cross, NDMO, Ministry of Agriculture, SIBC, Hydrology, Solomon Star, Paoa FM, World Vision, Goldridge Mining, Ministry of Mines and Energy, MEHRD, Forestry, Ministry of Health, Solomon Water, MECDM, Live and Learn, Tourism, Maritime Service, People with Disability, MID, Ministry of Fisheries, UN Women, Council of Women.	53	41	12		30 and above
Solomon Islands – SAPE Farm	October	Farm Manager	1	1	0		30 and above
Solomon Islands – Adaliua Farm	October	Ministry of Agriculture Extension Division Officer (Malaita)	1	1	0		30 and above
Solomon Islands – Malaria Outlook	October	Ministry of Health & Medical Services (The National Vector Borne Disease Control program)	4	4	0		30 and above
Solomon Islands – Ocean Outlook	October	Red Cross, NDMO, Ministry of Agriculture, SIBC, Hydrology, Solomon Star, Paoa FM, World Vision, Goldridge Mining, Ministry of Mines and Energy, MEHRD	31	24	7		30 and above
Solomon Islands – Climate Data Request	October	Katahira Engineers International (KEI)	3	2	1		30 and above
Solomon Islands – 6th National Climate Outlook Forum.	October	Water Resource Division (MMERE), Solomon Water Authority, Solomon Ports Authority, Environment & Conservation, Climate change division, Solomon Islands Maritime Authority (SIMA), Solomon Islands National University (SINU), Tavuli News, Solomon Islands Broadcasting	28	18	10		30 and above



		Corporation (SIBC), Solomon Islands Knowledge-Action-Sustainability for Resilient Villages (SOLKAS), Solomon Islands Disability, National Disaster Management office (NDMO), Ministry of Agriculture and Livestock (MAL)					
Tonga – Climate Bulletin	3 rd October	Government ministries, NGOs, Media, Private Sector	225	188	37		
Tonga – Ocean Outlook	3 rd October	Government ministries, NGOs, Media, Private Sector	225	188	37		
Tuvalu – Climate Bulletin	October	MET Staff, Disaster Dept, TRC, TuCAN, Agriculture, Head Quarter, (PWIDW), All-Island Council, Permanent, Sec Gov, Fisheries Dept, Health Dept, TEC Dept, Environment, Climate Change, Tuvalu Maritime, School, Fusialofa Association, Tuvalu National Woman Council (TWC)	65	39	26	1	
Tuvalu – EAR Watch	October	MET Staff, Disaster Dept, TRC, TuCAN, Agriculture, Head Quarter, (PWIDW), All-Island Council, Permanent, Sec Gov, Fisheries Dept, Health Dept, TEC Dept, Environment, Climate Change, Tuvalu Maritime, School, Fusialofa Association, Tuvalu National Woman Council (TWC)	65	39	26	1	
Tuvalu – Monthly Climate Briefing	October	Climate section, and Forecast Section	6	4	2		
Tuvalu – Fisheries and Ocean Outlook	October	MET Staff, Disaster Dept, TRC, TuCAN, Agriculture, Head Quarter, (PWIDW), All-Island Council, Permanent, Sec Gov, Fisheries Dept, Health Dept, TEC Dept, Environment, Climate Change, Tuvalu Maritime, School, Fusialofa Association, Tuvalu National Woman Council (TWC)	50	33	17		
Total			5,052	2,728	2,324	13	

Note: The stakeholder data above may not total up due to lack of data from NMS or no participation.

