

Seasonal Prediction Project (SPP)

Pacific Islands – Ocean and Climate Outlook Forum No. 204 Summary Report

Date: Thursday 19 September 2024

Time: Australian Eastern Standard Time at 11:00AM (01:00 UTC)

Host: SPREP (Virtual)

Chair: Kiribati

Apologies: Palau and Tonga

Main purpose for the OCOF:

- To provide a regular forum for the 14 participating PIC NMSs to discuss the current ENSO status, recent one and three-month rainfall, drought (if present), their seasonal climate outlooks and stakeholders' engagement with other countries and the SPP (Bureau of Meteorology and SPREP) project team.
- In addition, it serves as an online training forum for recent ACCESS development and gives the project team and the NMSs an opportunity to discuss other project-related matters.

Agenda:

1. Brief introduction of PIC participants, SPREP, SPC and Bureau of Meteorology teams.
2. Report on current ENSO status.
3. Each NMS report on their past one and three-months' rainfall in relation to the current ENSO situation (include ranking and verification), their three-month outlooks and their stakeholders engagement. Wherever appropriate NMS to report on their drought status.
4. Round-table discussion: addressing general concerns/queries on outlooks and SCOPIC, CliKp and ACCESS-S
5. Feedback on COSPPac products and services.
6. Country statements with regards to drought or drought-like conditions, drought module issues/concerns.
7. The next OCOF will be held on **17 October 2024**.

Participants:

The OCOF 204 was attended by 14 climate officers (4 female) from 8 partner PIC NMSs.

Cook Islands: Metua and Bouchard
Fiji: Jasneel Chandra, and Arieta Balesolomone
FSM (Chuuk):
FSM (Pohnpei):
Kiribati: Mwata Keariki
Papua New Guinea:
Palau:
Republic of Marshall Islands: Samson Kaneko
Samoa: Emannuel Etimani



Australian Aid Project: Climate and Oceans Support Program in the Pacific (COSPPac)

Solomon Islands: Max Sitai, Martin Tugumana and Patnock Bii Tokelau: Tonga: Tuvalu: Kaani Kalepo, and Simoea Vanuatu: John Mangau, and Glenda Pakkoa Australia: Grant Beard NOAA: SPREP: Philip Malsale SPC: Moleni Tu'uholoaki	
--	--

OCOF tables were received from 13 participating countries before the meeting.

Observations of June to August 2024:

Observed rainfall for the one and three-month periods ending August 2024 were discussed for each PIC. This month, several countries experienced extreme rainfall as shown in the following table:

Station	Period	Rainfall Amount (mm)	Rainfall Rank	Years of record
Penang Mill, Fiji	June	9.6	10	115
Lautoka, Fiji	June	0.0	1	125
Nadi Airport, Fiji	June	0.0	1	85
Lakeba, Fiji	June	5.5	2	75
Ono-i-Lau, Fiji	June	16.5	5	77
Udu Point, Fiji	June	19.2	5	76
Rotuma, Fiji	June	103.0	7	110
Penang Mill, Fiji	April - June	52.6	3	82
Nadi, Fiji	April - June	52.6	67	74
Nauru	June	6.9	3	75
Nadzab, PNG	June	199.8	49	50
Nadzab, PNG	April - June	467.2	46	47
Lata, Solomon Islands	June	626.0	49	50
Auki, Solomon Islands	June	1134.8	62	62
Lata, Solomon Islands	June	1392.1	47	49
Niuafo'ou, Tonga	June	25	3	52
Niuafo'ou, Tonga	April - June	284.5	5	51
Niu, Tuvalu	June	429.1	77	79
Funafuti, Tuvalu	June	447.7	90	92
Niulakita, Tuvalu	June	420.1	67	72
Niu, Tuvalu	April - June	1010.4	71	79
Niulakita, Tuvalu	April - June	1022.0	65	73
Whitegrass, Vanuatu	June	7.7	3	53
Aneityum, Vanuatu	June	5.3	1	73
Pekoa, Vanuatu	April - June	296.7	5	56

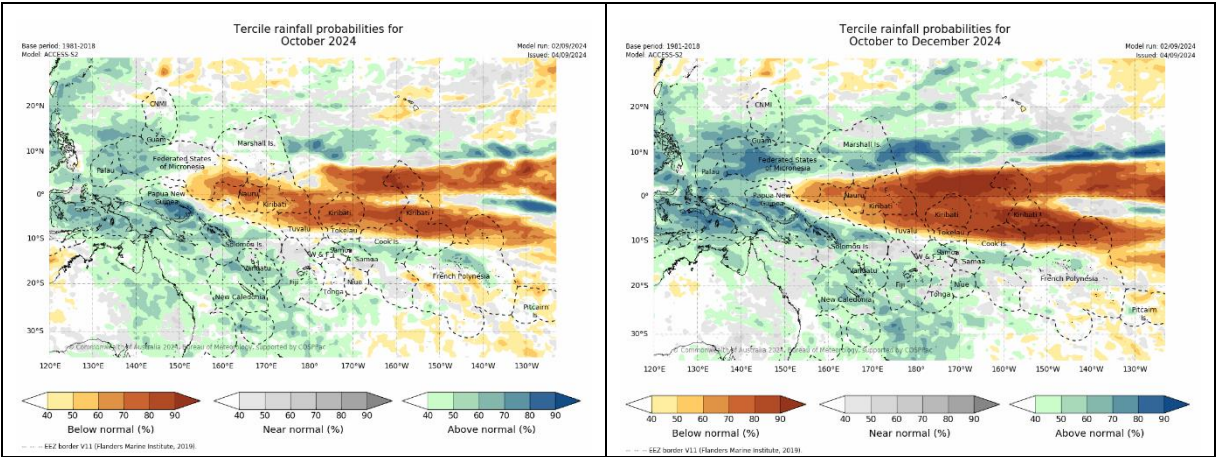
[Note: The above data may not have undergone quality control]

October to December 2024 Outlooks:

ACCESS-S outlooks:

The three-month ACCESS-S rainfall outlook for **October-December 2024** looks like a typical La Niña signal, with a below average along the equator, and above average wrapping around the dry signal. Therefore, below normal is likely or very likely in zone centred on the equator extending east from southeast FSM, including Nauru, far southern RMI, Kiribati, northern Tuvalu, Tokelau, far northern Cook Islands, and northern French Polynesia. Patches of below normal rainfall is likely over southeastern French Polynesia and Pitcairn Is.

Above normal rainfall is likely or very likely in Palau, Guam, CNMI, most of FSM, central RMI, PNG, Solomon Is, New Caledonia, Vanuatu, Fiji, and Niue. Patches are also likely or very likely over Tonga, Wallis and Futuna, Samoa, American Samoa, central Cook Islands, and northwestern French Polynesia.



	41-50%	51-60%	61-70%	71-80%	81-90%	>90%
Below normal						
Near-normal						
Above normal						

September to November 2024			
ACCESS- C3S CLIKP			
Cook Is North			
Cook Is South			
Fiji West			
Fiji Central			
Fiji East			
Fiji North			
Fiji Rotuma			
FSM West			
FSM Central			
FSM East			
Kiribati West			
Kiribati Central			
Kiribati East			
RMI North			
RMI Central			
RMI South			
Nauru			
Niue			
Palau			
PNG Momase			
PNG Is			
PNG South			
PNG Highlands			
Samoa			
Solomon Is West			
Solomon Is Central			
Solomon Is East			
Tonga North			
Tonga Central			
Tonga South			
Tuvalu North			
Tuvalu Central			
Tuvalu South			
Vanuatu North			
Vanuatu South			

Sep-Nov 2024		Oct-Dec 2024
ACCESS-S		
Cook Is North		
Cook Is South		
Fiji West		
Fiji Central		
Fiji East		
Fiji North		
Fiji Rotuma		
FSM West		
FSM Central		
FSM East		
Kiribati West		
Kiribati Central		
Kiribati East		
RMI North		
RMI Central		
RMI South		
Nauru		
Niue		
Palau		
PNG Momase		
PNG Is		
PNG South		
PNG Highlands		
Samoa		
Solomon Is West		
Solomon Is Central		
Solomon Is East		
Tonga North		
Tonga Central		
Tonga South		
Tuvalu North		
Tuvalu Central		
Tuvalu South		
Vanuatu North		
Vanuatu South		

Australian Aid Project: Climate and Oceans Support Program in the Pacific (COSPPac)

Other matters Discussed:

- NMHS were encouraged to document climate and weather extreme impacts for the past 6 month.
- PICO-15 is schedule for 14 and 15 October.
- OCOF 204 in September 2024 was last forum for Grant Beard.
- OCOF 205 will be hosted by SPREP via zoom on the 17 October 2024.

Observed Rainfall

Country	August 2024	June to August 2024
Cook Islands	Above normal to below normal	Below normal to normal
Fiji	Above normal to below normal	Normal to below normal
FSM (Chuuk)	N/A	N/A
FSM (Pohnpei)	Below normal	Normal to below normal
Kiribati	Mostly below normal	Normal to below normal
RMI	Normal to below normal	Normal to below normal
Nauru	N/A	N/A
Niue	Above normal	Below normal
Palau	Below normal	Normal
Papua New Guinea	N/A	N/A
Samoa	Below normal	Mostly above normal
Solomon Islands	Mostly normal to above normal	Below normal to above normal
Tonga	N/A	N/A
Tuvalu	Mainly above normal	Above normal
Vanuatu	Normal to below normal	Normal to below normal

Ocean Conditions

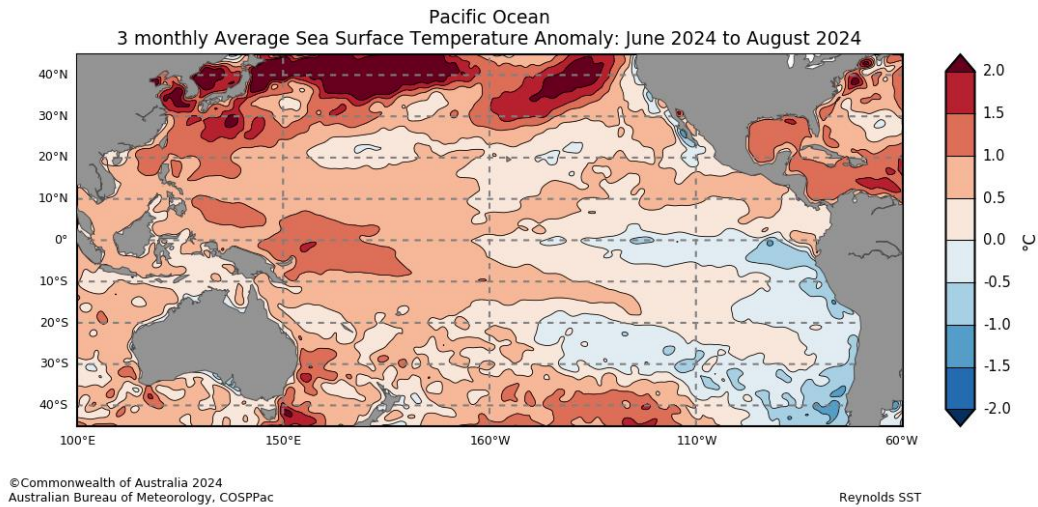
Observations of June to August 2024

Sea surface temperature (SSTs):

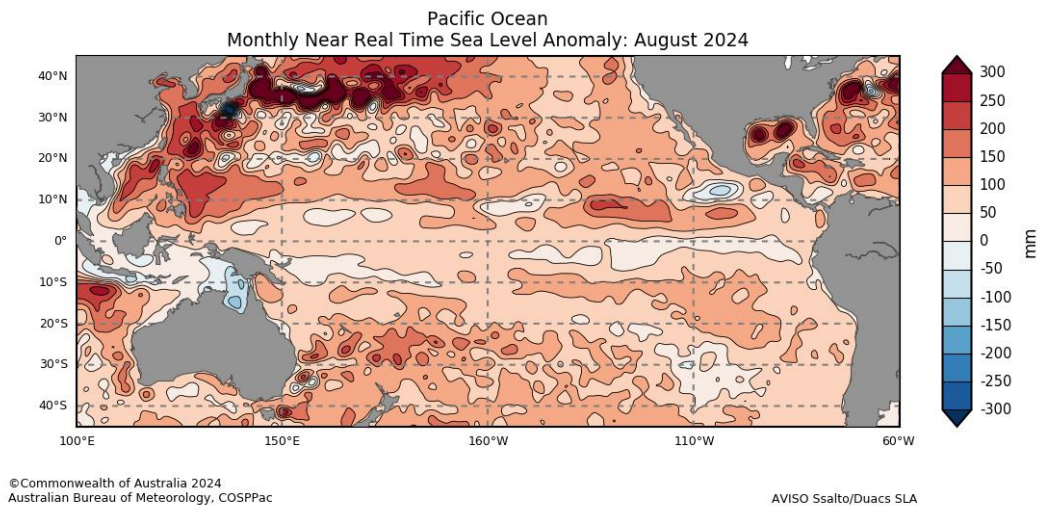
SST anomalies were generally 0.5 to 1.5°C above normal in Nauru, PNG, Solomon Islands, Tuvalu, Kiribati (Gilbert, Phoenix), FSM, Palau, Marshall Islands with a few patches 2.0° over Nauru and PNG. The SST anomalies for the rest were 0.0 to 0.5°C near-normal to utmost 1.0°C above-normal. A few

Australian Aid Project: Climate and Oceans Support Program in the Pacific (COSPPac)

patches of 0.5 to 1.0°C below normal SST anomalies were observed in French Polynesia.



Sea levels observed in August were above normal over most COSPPac countries. Patches of anomalies from +200 to +300 mm were observed over northern Palau, southern New Caledonia, parts of southern Fiji, southern Tonga, Cook Islands and southern French Polynesia. Anomalies with utmost +150 mm were observed over PNG, Solomon Islands, Samoa, Vanuatu, Line Islands (Kiribati), Marshall Islands, and Tokelau and +100 mm for the remaining countries.



September to November 2024 Outlooks:

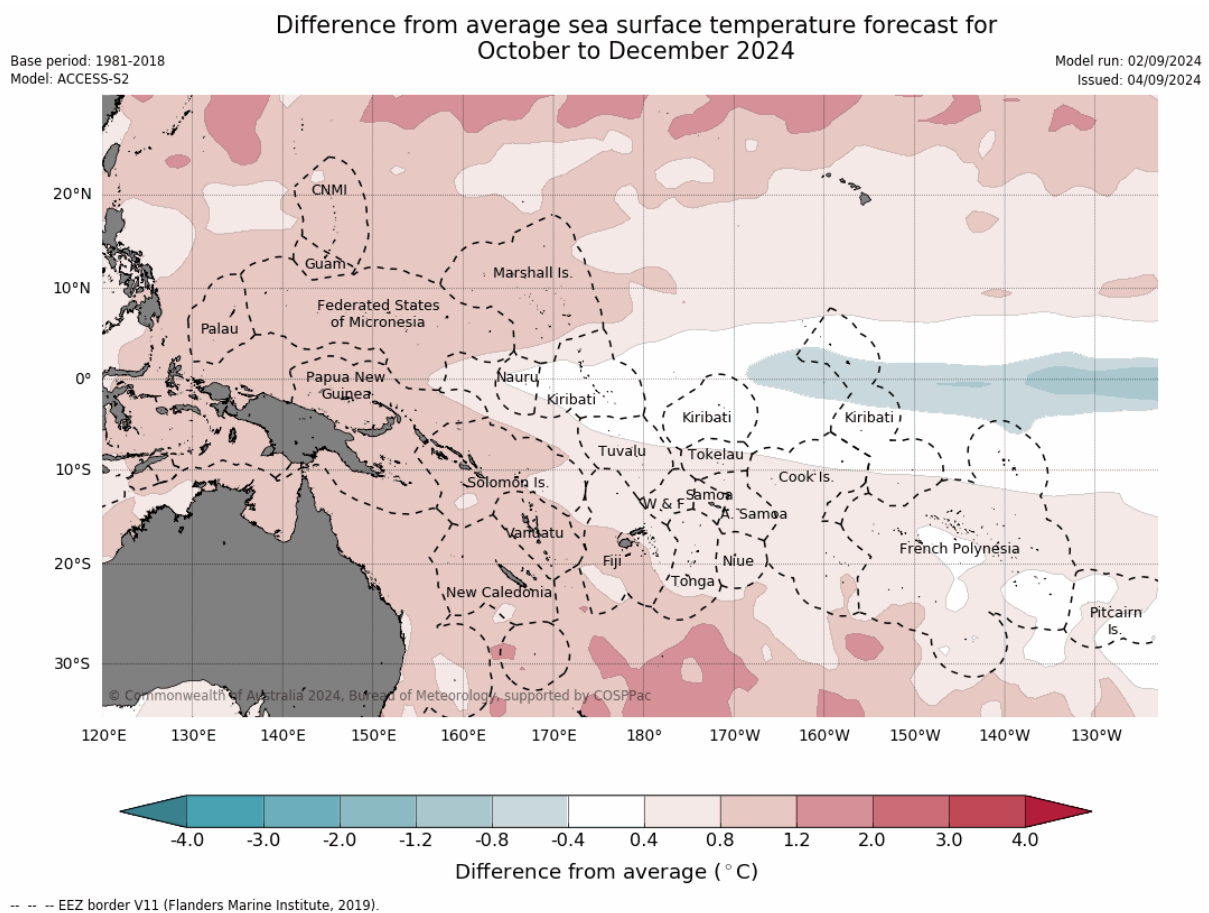
Sea Surface Temperatures (SSTs) outlook: SSTs are generally forecast to be utmost 1.2°C above normal for most of the COSPPac countries except for -0.4 to 0.4°C near-normal over parts of Kiribati (Gilbert Islands, Line Islands and Phoenix Islands), Nauru, Tuvalu, part of northern Cook Islands, Pitcairn

Australian Aid Project: Climate and Oceans Support Program in the Pacific (COSPPac)

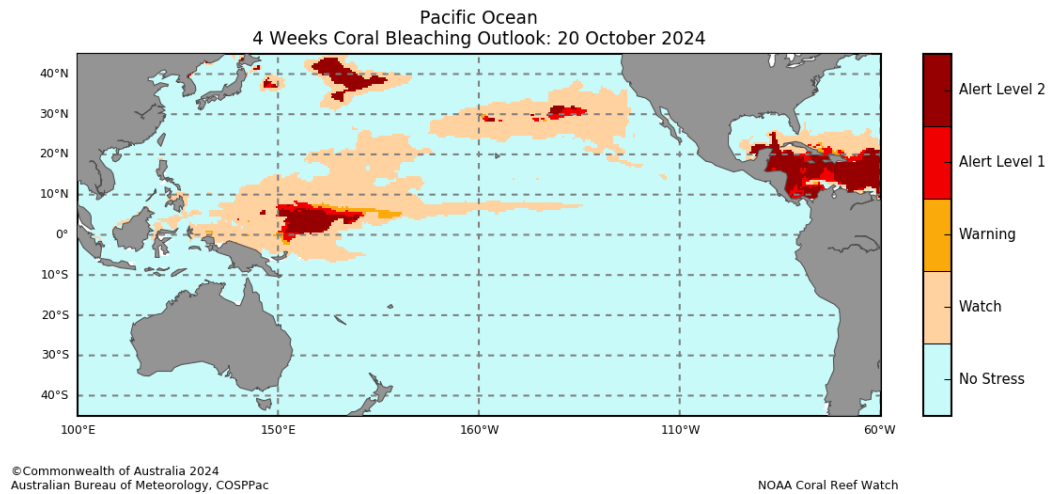
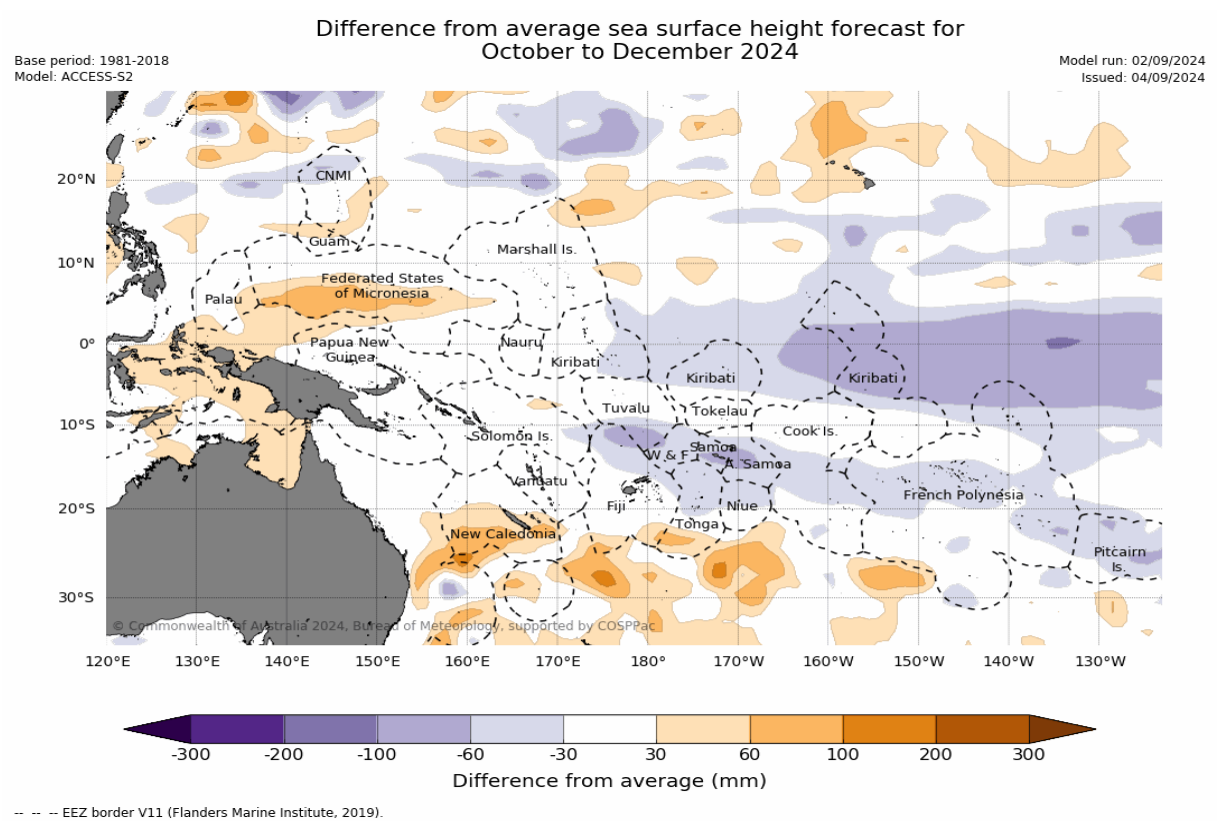
Island, and part of central French Polynesia and 0.4 to 0.8°C below normal over part of northern Line islands (Kiribati).

Sea Level Outlook: Sea level with utmost +100mm above normal over part of FSM, part of New Caledonia, part of southern Tonga and Fiji, and Guam. Near normal for Nauru, Solomon Islands, PNG, Vanuatu and Tokelau. Below normal to near normal sea level is forecast for central and northern Tonga, Niue, southern Cook Islands, Kiribati, Tuvalu, Samoa, Niue, French Polynesia, central and northern Fiji, and Pitcairn Islands. Note that this outlook does not include trends of sea level rise.

Coral Bleaching Outlook: For the 4-week outlook up to 20 October, "Alert Levels 1 and 2", "Warning" and "Watch" are forecast for FSM, Nauru, and Marshall Islands. "Alert Level 1" and "Warning" for northern PNG. A "Watch" is predicted for part of Palau, Marshall Islands, FSM and Nauru. The remaining countries are predicted to experience "no thermal stress".



Australian Aid Project: Climate and Oceans Support Program in the Pacific (COSPPac)



Observed Conditions

SST: sea surface temperature anomaly
SLA: sea level anomaly
BN: Below Normal
NN: Near Normal
AN: Above Normal

Australian Aid Project: Climate and Oceans Support Program in the Pacific (COSPPac)

Country	August 2024	
	SST	SLA
Cook Islands	AN/NN	AN/NN
Fiji	AN/NN	AN/NN
FSM (Chuuk)	AN	AN/NN
FSM (Pohnpei)	AN	AN/NN
Kiribati	AN/NN	AN/NN
Marshall Islands	AN	AN/NN
Nauru	AN	AN/NN
Niue	AN/NN	AN/NN
Palau	AN	AN/NN
Papua New Guinea	AN/NN	AN/NN
Samoa	NN	AN/NN
Solomon Islands	AN/NN	AN/NN
Tonga	AN/NN	AN/NN
Tuvalu	AN/NN	AN/NN
Vanuatu	AN/NN	AN/NN

Country Stakeholder Engagement- Evaluations of how effective countries engage with their stakeholders

Country	Date August 2024	Stakeholder	Total Number of Participants	Number of male	Number of female
Cook Islands – EAR Watch	August	Red Cross, Island Council and Executive Officers, To Tatou Vai	42	?	?
Cook Islands – Monthly Climate Briefing	August	Climate Change	10	4	6
Cook Islands – Climate Data request	1-31 August	Ministry of Marine Resources, Local Newspaper, To Tatou Vai	5	2	3
Fiji - Climate Summary	07 August	General public	140	106	34
Fiji - EAR Watch	09 August	Humanitarian partners	122	96	26
Fiji - Climate Outlook	30 August	General public	124	93	31
Fiji - Climate Outlook for Monasavu	30 August	Energy Fiji Limited	13	13	-

Australian Aid Project: Climate and Oceans Support Program in the Pacific (COSPPac)

Fiji - Ocean Outlook	20 August	A number of key ocean related stakeholders	36	29	7
Fiji - Sugarcane rainfall outlook	08 August	Sugarcane Industry stakeholders	77	60	17
Fiji - Meteorological data request	01-31 August	A range of stakeholders	32	24	8
FSM (Chuuk) - Climate Bulletin	August	DEOC, DECCEM, CPUC, UN, IOM, Chuuk State Gov., CWC, DOE, EPA	15	8	7
FSM (Chuuk) - EAR Watch	August	DEOC, DECCEM, CPUC, UN, IOM, Chuuk State Gov., CWC, DOE, EPA	15	8	7
FSM (Chuuk) – Ocean Outlook	August	DEOC, DECCEM, CPUC, UN, IOM, Chuuk State Gov., CWC, DOE, EPA	15	8	7
FSM – EAR Watch	August	Pohnpei Municipal, Gov't, Kosrae, Municipal Gov't, Pohnpei and Kosrae DCO, Dept. Of Education, Red Cross, Fisheries, Environmental Protection Agency, DECCEM, Mayors, Dept. Of Public Safety, Pohnpei Utility Corporation, Tourism, Fisheries.	60	49	11
Kiribati - Climate bulletin	08 August	Government and Non-Government Organisations and public subscribed to the products.	158	70	88
Kiribati – EAR Watch	13 August	Drought committee members	62	35	27
Kiribati -Media release	08 August	KMS Media and KMS Staffs	53	23	30
Kiribati - Ocean Bulletin	08 August	Government and Non-Government Organisations and public subscribed to the products.	158	70	88
Kiribati – Climate data request	1-31 August	Project, MISE, MICT	1	1	2
Marshall Island – Climate briefing	19 August	Office of the Chief Secretary and the National Disaster Management Office	7	4	3
Nauru	August	No report			
Niue – Climate Bulletin	28 August	Government and all staff, and stakeholders	550	230	320
Niue -EAR Watch	28 August	Government and all staff, and stakeholders	550	230	320
Niue - Monthly Climate Briefing	August	Fisheries stakeholder workshop Tide gauge launch, Minister, NZ & Aus High Comm, Stakeholders and Gove Departments Tmk Yam Harvest- Girls	187	88	99

Australian Aid Project: Climate and Oceans Support Program in the Pacific (COSPPac)

		and boys brigade and Community Hakupu Girls and boys brigade and community			
Niue – Climate data request	05 August	Private sector	2	2	
Palau	August	No Engagement			
PNG - Drought Update	23 August	NGOs, Consultants, Construction Companies, Govt Agencies, Companies, General Public	219	178	41
PNG – Student visit	2 nd and 20 th August	UPNG	49	27	22
PNG - Weekly Ok Tedi Climate Briefing	29 August	OK Tedi Mine company	11	10	1
PNG - Climate Science and Service Training Workshop	27-30 August	BOM, SPREP, PNGNWS	15	9	6
Samoa – EAR Watch	29 August	RED Cross, Water Authority (SWA), Media, Health, Works & Infrastructure, Land & Transport Authority, Agriculture & Fisheries, Fire Services, Ministry of Women, National University of Samoa, Tourism, Foreign Affairs, Communication and Information Technology, Disaster Managers, Marines	65	27	38
Samoa – Seasonal rainfall Outlook	29 August	RED Cross, Water Authority (SWA), Media, Health, Works & Infrastructure, Land & Transport Authority, Agriculture & Fisheries, Fire Services, Ministry of Women, National University of Samoa, Tourism, Foreign Affairs, Communication and Information Technology, Disaster Managers, Marines	65	27	38
Samoa - Ocean Outlook	29 August	RED Cross, Water Authority (SWA), Media, Health, Works & Infrastructure, Land & Transport Authority, Agriculture & Fisheries, Fire Services, Ministry of Women, National University of Samoa, Tourism, Foreign Affairs, Communication and Information Technology, Disaster Managers, Marines	65	27	38
Samoa – State of the Climate Report	25 August	STA, MOH, MAF, DMO, RED, WRD	15	10	5

Australian Aid Project: Climate and Oceans Support Program in the Pacific (COSPPac)

Solomon Islands – Climate bulletin	August	Red Cross, NDMO, Ministry of Agriculture, SIBC, Hydrology, Solomon star, Paoa FM, World Vision, Glodridge Mining, Ministry of Mines and Energy, MEHRD, Forestry, Ministry of Health, Solomon Water, MECDM, Live and Learn, Tourism, Maritime Service, People with Disability, MID, Ministry of Fisheries, Sol Tuna Ltd, UN Women, Council of Women, Community Representatives	58	46	12
Solomon Islands – EAR Watch	August	Red Cross, NDMO, Ministry of Agriculture, SIBC, Hydrology, Solomon star, Paoa FM, World Vision, Glodridge Mining, Ministry of Mines and Energy, MEHRD, Forestry, Ministry of Health, Solomon Water, MECDM, Live and Learn, Tourism, Maritime Service, People with Disability, MID, Ministry of Fisheries, UN Women, Council of Women.	53	39	14
Solomon Islands - Ocean Bulletin	August	Red Cross, NDMO, Ministry of Agriculture, SIBC, Hydrology, Solomon star, Paoa FM, World Vision, Glodridge Mining, Ministry of Mines and Energy, MEHRD.	14	9	5
Tonga	August	No report			
Tuvalu – Climate Bulletin	26 August	MET Staff Disaster Dept TRC TuCAN Agriculture Head Quarter (PWIDW) All-Island Council Permanent Sec Gov Fisheries Dept Health Dept TEC Dept Environment Climate Change Tuvalu, Maritime School	63+	40	23
Tuvalu – EAR Watch	26 August	MET Staff Disaster Dept TRC TuCAN Agriculture Head Quarter (PWIDW) All-Island Council Permanent Sec Gov Fisheries Dept Health Dept TEC Dept Environment Climate Change, Tuvalu Maritime School	63+	40	23
Tuvalu – Ocean Outlook	26 August	MET Staff Disaster Dept TRC TuCAN Agriculture Head Quarter (PWIDW) All-Island Council Permanent Sec Gov Fisheries Dept Health Dept TEC Dept Environment Climate Change, Tuvalu Maritime School	63+	40	23
Tuvalu - Monthly Climate briefing	20 August	Climate Division Forecast Division	5	3	3
Vanuatu – Climate bulletin	6 August	Tourism, fisheries, and stakeholder	1,978		
Vanuatu – Monthly climate briefing	August	VMGD Website/Social Media engagement	587		
Vanuatu – Climate data request	01-31 August	Range of stakeholders	4	2	2
Vanuatu - Information Outreach program	August	Season community, USP, Ministry of health, Ohlen 75 community, Freswota 4, Pango, Public Service Commission Dat	1,100	160	156

Australian Aid Project: Climate and Oceans Support Program in the Pacific (COSPPac)

Total	6,926	1,947	1,561
--------------	--------------	--------------	--------------

Note: The stakeholder data above may not total up due to lack of data from NMS or no participation.

The discussion can be found in the link below:

Link: https://sprep.zoom.us/rec/share/4T7c_rFBCpK7hbkwNu2Ti-BpkqQw8Dj4FOKvF1WkMNHmKkRgJ5E515xIN4pC3CJB.Xh6n0anuybZ3cN3v

Passcode: r3%gjw^P