

Data management and Climate and Ocean Products and Services

Pacific Islands – Ocean and Climate Outlook Forum No. 208 Summary Report

Date: Thursday 15 January 2025

Time: Australian Eastern Standard Time at 11:00AM (01:00 UTC)

Host: SPREP (Virtual)

Chair: PNG

Apologies: Chuuk

Main purpose for the OCOF:

- To provide a regular forum for the 14 participating PIC NMSs to discuss the current ENSO status, recent one and three-month rainfall, drought (if present), their seasonal climate outlooks and stakeholders' engagement with other countries and the SPP (Bureau of Meteorology and SPREP) project team.
- In addition, it serves as an online training forum for recent ACCESS development and gives the project team and the NMSs an opportunity to discuss other project-related matters.

Agenda:

1. Brief introduction of PIC participants, SPREP, SPC and Bureau of Meteorology teams.
2. Report on current ENSO status.
3. Each NMS report on their past one and three-months' rainfall in relation to the current ENSO situation (include ranking and verification), their three-month outlooks and their stakeholders engagement. Wherever appropriate NMS to report on their drought status.
4. Round-table discussion: addressing general concerns/queries on outlooks and SCOPIC, CliKp and ACCESS-S
5. Feedback on COSPPac products and services.
6. Country statements with regards to drought or drought-like conditions, drought module issues/concerns.
7. The next OCOF will be held on **19 February 2025**.

Participants:

The OCOF 208 was attended by 16 climate officers (8 female) from 11 partner PIC NMSs.

Cook Islands:

Fiji: Douglas Fong

FSM (Chuuk):

FSM (Pohnpei): Wallace Jacobs

Kiribati: Miriam Kataunatu and Tekaatu Uribano

Niue: Raquel Tanaki

Papua New Guinea: Kila Kila

Palau: Kiku Mochimaru

Republic of Marshall Islands: Samson Kaneko



Samoa: Mattaniah Salesa, Kotoni Faasau and Junior Lepale Solomon Islands: Tokelau: Tonga: Mele Lakai Tuvalu: Kaani Kalepo, Elifaleti Ene and Simoea Tiute Vanuatu: Glenda Pakoa Australia: Ashley Wild, and Elise Chandler NOAA: Brandon Burunt SPREP: Philip Malsale SPC: Moleni Tu'uholoaki WMO: Tile Tofaeono	
---	--

OCOF tables were received from 12 participating countries before the meeting.

Observations of October to December 2024:

Observed rainfall for the one and three-month periods ending December 2024 were discussed for each PIC. This month, several countries experienced extreme rainfall as shown in the following table:

Station	Period	Rainfall Amount (mm)	Rainfall Rank	Years of record
Lautoka Mill, Fiji	December	462.5	120	125
Nadi Airport, Fiji	December	520.0	81	83
Labasa Airport, Fiji	December	563.1	63	66
Nadi Airport, Fiji	Oct - Dec	783.4	79	82
Vunisea, Fiji	Oct - Dec	896.3	82	84
Labasa Airport	Oct - Dec	974.8	60	62
Pohnpei, FSM	December	806.2	75	76
Pohnpei, FSM	Oct - Dec	1585.5	70	75
Kanton, Kiribati	Oct - Dec	9.3	2	65
Koro, Palau	December	531.6	72	74
Lata, Solomon Islands	Oct - Dec	699.6	5	50
Fua'amotu, Tonga	December	690.7	41	45
Nuku'alofa, Tonga	October	387.0	79	81
Fua'amotu, Tonga	Aug - Oct	565.3	41	45
Nuku'alofa, Tonga	Aug - Oct	627.0	74	80

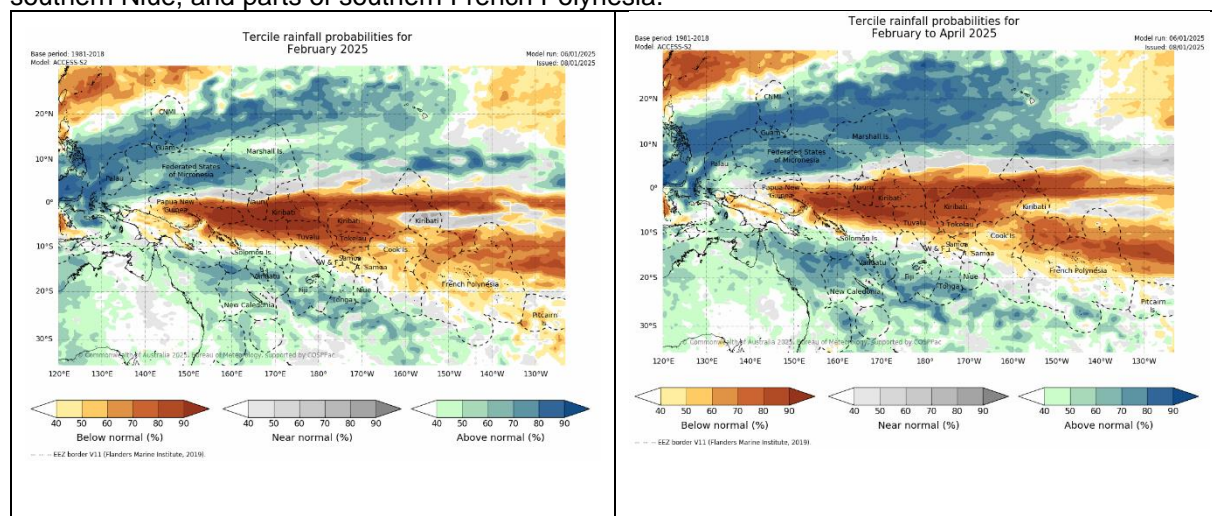
[Note: The above data may not have undergone quality control]

February to April 2025 Outlooks:

ACCESS-S outlooks:

The three-month ACCESS-S rainfall outlook for **February-April 2025** still depict a typical La Niña signal, with a below average rainfall along the equator, and above average wrapping around the dry signal. Therefore, below normal is likely or very likely in a zone centred on the equator extending PNG, including Nauru, far southern FSM, Kiribati (except far northern Line Is.), northern Solomon Is., Tuvalu, Tokelau, Wallis and Futuna, Samoa, American Samoa, northern Cook Islands, northern French Polynesia, and parts of Pitcairn Islands.

Above normal rainfall is likely or very likely in Palau, Guam, CNMI, most of FSM, northern and central RMI, southeastern PNG, southern Solomon Is, Vanuatu, New Caledonia, Fiji, Tonga (except northern), southern Niue, and parts of southern French Polynesia.



	41-50%	51-60%	61-70%	71-80%	81-90%	>90%
Below normal						
Near-normal						
Above normal						

Other matters Discussed:

- ENSO has reached La Niña thresholds but predicted not to develop further.
- NMHS were encouraged work on their 2024 State of Climate Report
- OCOF 209 will be hosted by SPREP via zoom on the 16 February 2025.

Observed Rainfall

Country	December 2024	October to December 2024
Cook Islands	No report	
Fiji	Mostly normal to above normal	Mostly above normal
FSM (Chuuk)	Above normal	Below normal
FSM (Pohnpei)	Normal to above normal	Normal to above normal
Kiribati	Below normal to normal	Mostly below normal
RMI	Normal to above normal	Normal to above normal
Nauru	No report	
Niue	Normal	Normal
Palau	Above normal	Normal
Papua New Guinea	Mostly above normal	Normal



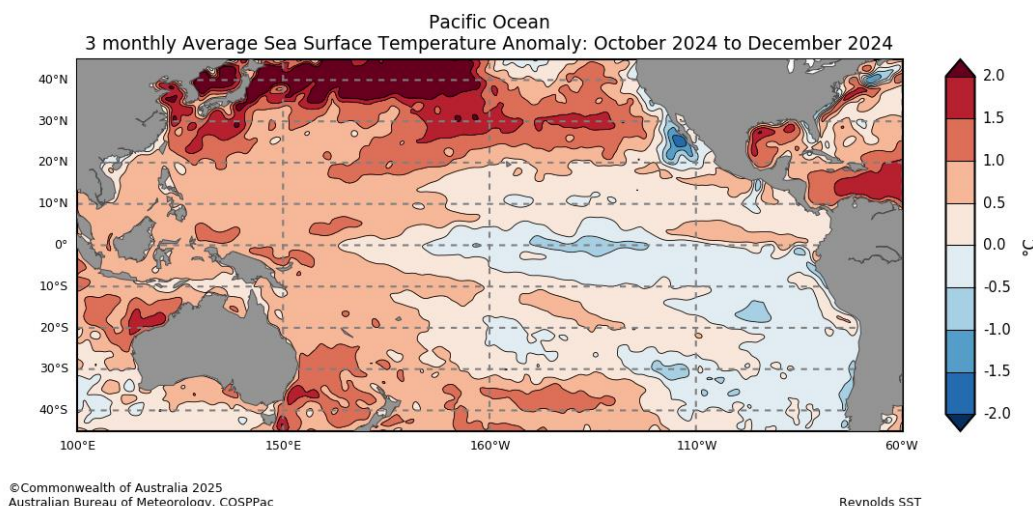
Samoa	Normal to above normal	Normal to above normal
Solomon Islands	Mostly normal to above normal	Below normal to above normal
Tonga	Below normal to above normal	Below normal to above normal
Tuvalu	Mainly below normal	Below normal to above normal
Vanuatu	No report	

Ocean Conditions

Observations of October to December 2024

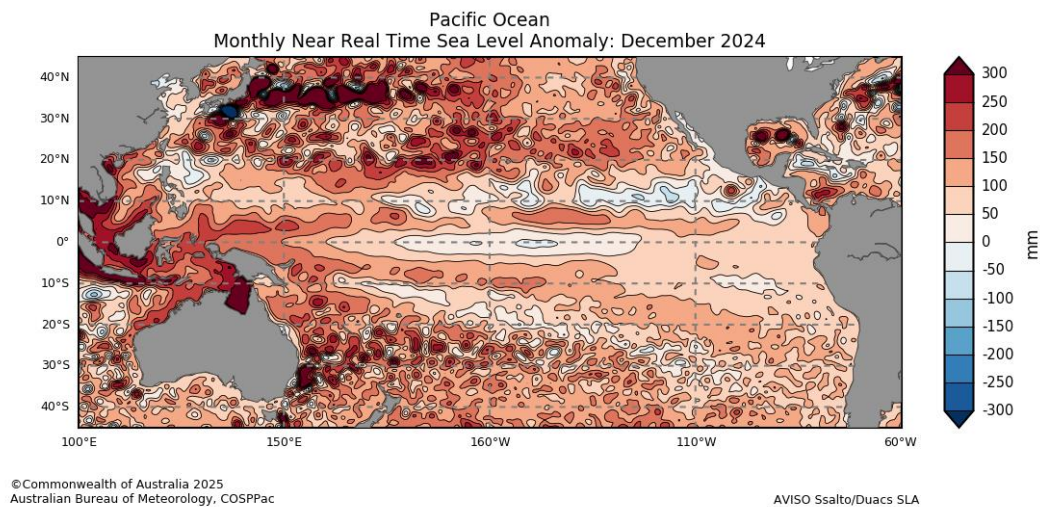
Sea surface temperature (SSTs):

Sea surface temperature (SST) anomalies were generally observed to be up to 1.0°C above normal over most places in the region with a few patches up to 1.5°C observed over RMI, FSM, PNG, Solomon Islands, Vanuatu and Fiji. However, some countries such as Niue, Tonga, and Phoenix Islands (Kiribati), SST anomalies were near-normal. Additionally, Cook Islands and Line Islands (Kiribati), SST anomalies were near-normal as well with a few patches up to 1.0°C below normal.



Sea Levels:

In December, sea levels across most COSPPac countries were above normal. Sea level anomalies were utmost +300 mm over Solomon Islands, Vanuatu, New Caledonia, Fiji, and Tonga, +250 mm over Palau, FSM, RMI, PNG and Niue, and +200 mm over the rest of the countries.



February to April Outlooks:

Sea Surface Temperatures (SSTs) outlook:

Sea surface temperatures (SSTs) are generally expected to be as much as 1.2°C above normal for countries including Guam, Palau, FSM, RMI, PNG, Solomon Islands, Vanuatu, Fiji, Tonga, New Caledonia, French Polynesia, Pitcairn Islands and Cook Islands. In addition, a few patches of up to 3.0°C are expected over parts of Palau, PNG and French Polynesia. However, near normal SSTs for Kiribati region except for a few patches of 0.8°C below normal SST over part of northern Line Islands.

Sea Level Outlook:

Sea levels are predicted to be up to 60mm above normal with a few patches of up to 100mm for Papua New Guinea, the Solomon Islands, New Caledonia, southern Fiji, and southern Tonga. In addition, regions such as southern Palau, southern FSM, part of Tuvalu and part of northern RMI are expected to be up to 60mm above normal. Countries such as Cook Islands, French Polynesia, northern Fiji, northern Tonga, Samoa, most part of RMI part of Palau, and the Marshall Islands are expected to experience sea levels near normal and up to 100 mm below normal, while it is near normal to 60mm below normal over northern Tonga, Fiji, Niue, Samoa and Kiribati Islands (Phoenix Islands and Line Islands). Nauru and Gilbert Islands are expected to have sea levels near normal.

It is important to note that this outlook does not take into account long-term trends in sea level rise.

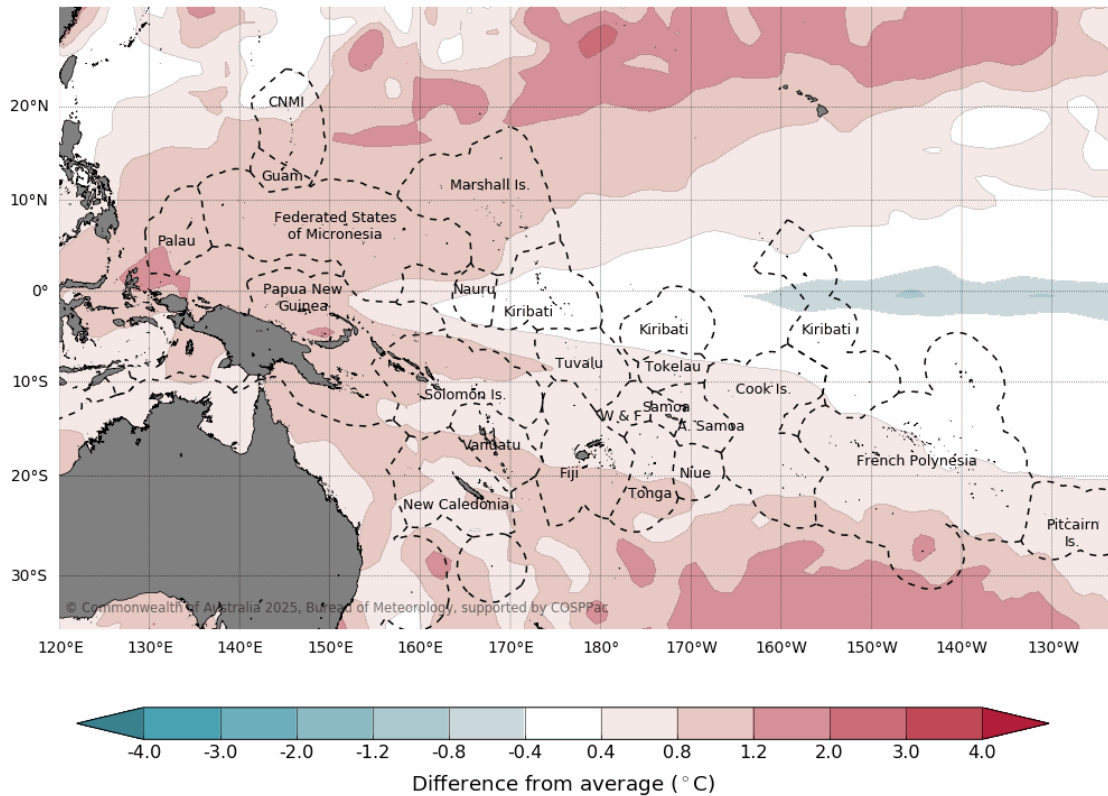
Coral Bleaching Outlook:

For the 4-week outlook up to 26 January 2025, "Alert Levels 1 and 2" are forecast for part of Palau, PNG and Solomon Islands. The rest are on warning and/or watch.

Difference from average sea surface temperature forecast for February to April 2025

Base period: 1981-2018
Model: ACCESS-S2

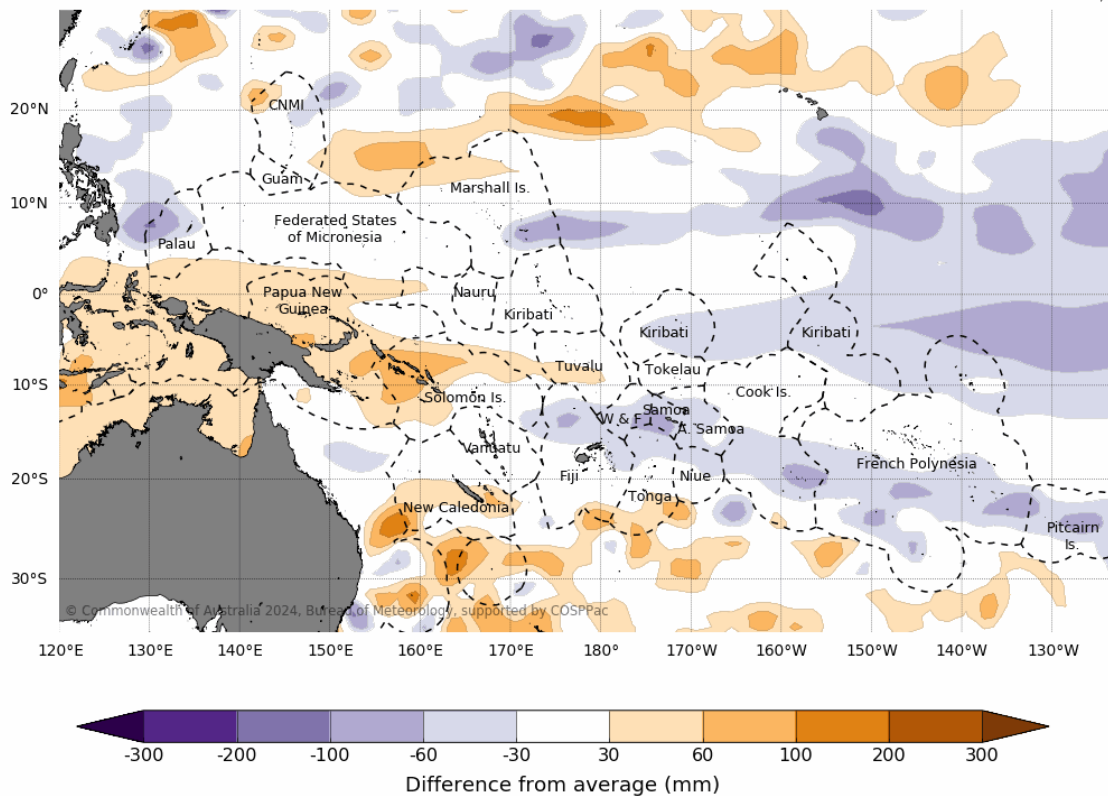
Model run: 06/01/2025
Issued: 08/01/2025

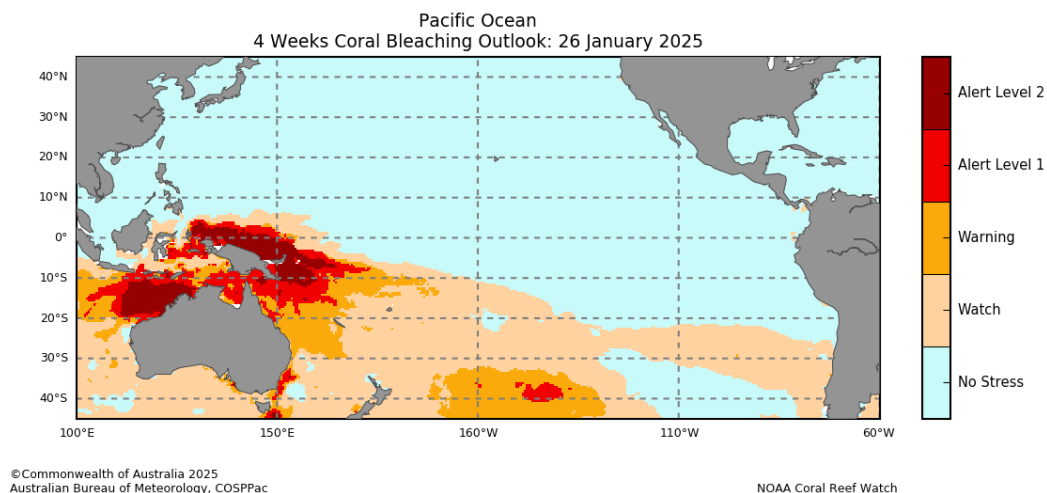


Difference from average sea surface height forecast for January to March 2025

Base period: 1981-2018
Model: ACCESS-S2

Model run: 02/12/2024
Issued: 04/12/2024





Observed Conditions

SST: sea surface temperature anomaly

SLA: sea level anomaly

BN: Below Normal

NN: Near Normal

AN: Above Normal

Country	December 2024	
	SST	SLA
Cook Islands	AN/NN/BN	AN/NN
Fiji	AN	AN/NN
FSM (Chuuk)	AN	AN
FSM (Pohnpei)	AN	AN
Kiribati	AN/NN/BN	AN/NN
Marshall Islands	AN	AN
Nauru	AN/NN	AN
Niue	AN/NN	AN/NN
Palau	AN	AN
Papua New Guinea	AN/NN	AN
Samoa	AN/NN	AN/NN
Solomon Islands	AN	AN/NN
Tonga	AN/NN	AN/NN
Tuvalu	AN/NN	AN/NN
Vanuatu	AN	AN/NN



Country Stakeholder Engagement- Evaluations of how effective countries engage with their stakeholders

Country	Date December 2024	Stakeholder	Total Number of Participants	Number of male	Number of female
Cook Islands	December	No Report			
Fiji – Annual climate summary	24 December	General Public	140	106	34
Fiji - Climate Summary	10 December	General Public	140	106	34
Fiji - EAR Watch	13 December	Humanitarian partners	122	96	26
Fiji - Climate Outlook	30 December	General Public	124	93	31
Fiji - Climate Outlook for Monasavu	23 December	Energy Fiji Limited	13	13	
Fiji - Ocean Outlook	24 December	A number of key ocean related stakeholders	36	29	7
Fiji - Sugarcane rainfall outlook	31 December	Sugar Industry stakeholders	77	60	17
Fiji – 7th National Outlook Forum	04-05 December	Government agency, non government agencies and women groups	33	20	13
Fiji - Meteorological data request	01-31 December	A range of stakeholders	39	24	15
FSM (Chuuk) - Climate Bulletin	December	DEOC, DECCEM, CPUC, UN, IOM, Chuuk State Gov., CWC, DOE, EPA	15	8	7
FSM (Chuuk) - EAR Watch	December	DEOC, DECCEM, CPUC, UN, IOM, Chuuk State Gov., CWC, DOE, EPA	15	8	7
FSM (Chuuk) – Ocean Outlook	December	DEOC, DECCEM, CPUC, UN, IOM, Chuuk State Gov., CWC, DOE, EPA	15	8	7
FSM (Pohnpei) – Climate bulletin	December	Pohnpei Municipal Gov't, Kosrae Municipal Gov't, Pohnpei and Kosrae DCO, Dept. Of Education, Red Cross, Fisheries, Environmental Protection Agency, DECCEM, Mayors, Dept. Of Public Safety, Pohnpei Utility	63	51	12



		Corporation, Tourism, Fisheries, Conservation Society of Pohnpei			
FSM – EAR Watch	December	Pohnpei Municipal Gov't, Kosrae Municipal Gov't, Pohnpei and Kosrae DCO, Dept. Of Education, Red Cross, Fisheries, Environmental Protection Agency, DECEM, Mayors, Dept. Of Public Safety, Pohnpei Utility Corporation, Tourism, Fisheries, Conservation Society of Pohnpei	63	51	12
Kiribati - Climate bulletin	10 December	Government and Non-Government Organisations and Public subscribed to the products.	161	72	89
Kiribati – Agrometeorologica bulletin	11 December	Agriculture HODs	4	1	3
Kiribati – EAR Watch	20 December	Drought Committee Members.	62	35	27
Kiribati -Media release	10 December	Media and Communication Officers	14	10	4
Kiribati - Ocean Bulletin	10 October	Government and Non-Government Organisations and Public subscribed to the products.	158	70	88
Kiribati – Climate data request	1-31 December	Kiribati Insurance Corporation	1	0	1
Marshall Island – Climate briefing	16 December	Chief Secretary Office and National Disaster Management Office	6	4	2
Nauru	December	No Report			
Niue -Climate bulletin	17 December	Government all staff Stakeholders	550	230	320
Palau - Synoptic Obs in CLiDE	2 December	WSO Palau	13	9	4
Palau -Request for photo of Peleliu AWS	2 December	NOAA PRH Climate Service and WSO Palau	2	1	1
Palau - Koror Data Errors in CLiDE	2 December	WSO Palau and BoM (Simon and Mark)	15	11	4
Palau - Weekly Fisheries Bulletin	3 December	Various stakeholders (16 State Gov't offices, MOH, JICA, Japan Embassy, NEMO, Palau and Regional PMU, Department of Transportation, Red Cross, PALARIS, CIP and Public Works) and Social Media	52	36	16
Palau - Data Request: Feb 2024	3 December	NOAA PRH Climate Service and WSO Palau	2	1	1



Palau- Monthly Rainfall and Temperature Data Infographic	4 December	WSO Palau, various stakeholders and social media	36	31	15
Palau -Nov 2024 Data discrepancies with data source in CLiDE	4 December	WSO Palau (Kiku) and BoM	3	2	1
Palau - Rainfall and Temperature Bulletin	6 December	WSO Palau, various stakeholders and social media.	47	31	16
Palau - Island Climate Update	6 December	WSO Palau, various stakeholders and social media platform	46	31	15
Palau - PICASO and APCC Climate Infographic	6 December	WSO Palau, various stakeholders and social media platform	46	31	15
Palau- EAR Watch	9 December	WSO Palau, various stakeholders and social media platform	46	31	15
Palau - Request to resize outlook graphics to include the southwest islands	10 December	WSO Palau (Kiku) and BoM (Elise)	2	0	2
Palau-Weekly Fisheries Bulletin	10 December	Various stakeholders and Social Media	52	36	16
Palau - Quality Checking Peleliu AWS data against Peleliu Standard 8-inch Rain Gauge for October 2024	11-13 December	WSO PALAU (Kiku and Torual), NIWA Climate Applications Scientist (Hannah) and PRH Climate Service (Brandon)	4	2	2
Palau - Ocean Bulletin	12 December	Various stakeholders and Social Media	52	36	16
Palau - Climate Bulletin	13 December	WSO Palau, various stakeholder emails and social media	46	31	15
Palau-Weekly Fisheries Bulletin	17 December	Various stakeholders and Social Media	52	36	16
Palau-Weekly Fisheries Bulletin	25 December	Various stakeholders and Social Media	52	36	16
Palau - PEAC, USAPI Tropical Pacific MME Outlook and USAPI Drought Monitor Summary Dec 26, 2024	26 December	WSO Palau and social media	14	10	4
Palau - Early Warning Infographic	30 December	Social media	38	13	25
Palau - Weekly Fisheries Bulletin	31 December	Various stakeholders and Social Media	52	36	16



Papua New Guinea – Drought Update	20 December	NGOs, Govt Agencies, Schools, Private companies, individuals, international partners	240	189	51
Papua New Guinea -	1-31 December	Companies	3	3	
Samoa	December	<i>No Engagement</i>			
Solomon Islands – Climate bulletin	December	Red Cross, NDMO, Ministry of Agriculture, SIBC, Hydrology, Solomon star, Paoa FM, World Vision, Glodridge Mining, Ministry of Mines and Energy, MEHRD, Forestry, Ministry of Health, Solomon Water, MECDM, Live and Learn, Tourism, Maritime Service, People with Disability, MID, Ministry of Fisheries, Sol Tuna Ltd, UN Women, Council of Women, Community Representatives	58	46	12
Solomon Islands – EAR Watch	December	Red Cross, NDMO, Ministry of Agriculture, SIBC, Hydrology, Solomon star, Paoa FM, World Vision, Goodridge Mining, Ministry of Mines and Energy, MEHRD, Forestry, Ministry of Health, Solomon Water, MECDM, Live and Learn, Tourism, Maritime Service, People with Disability, MID, Ministry of Fisheries, UN Women, Council of Women	53	39	14
Solomon Islands - Ocean Bulletin	December	Red Cross, NDMO, Ministry of Agriculture, SIBC, Hydrology, Solomon star, Paoa FM, World Vision, Goodridge Mining, Ministry of Mines and Energy, MEHRD	14	9	5
Tonga – Climate Bulletin	3 December	Government ministries, NGOs, Media, Private Sector	155	188	37
Tonga – Ocean Outlook	3 December	Government ministries, NGOs, Media, Private Sector	155	188	37
Tuvalu – Climate Bulletin	26 December	MET Staff, Disaster Dept, TRC, TuCAN, Agriculture, Head Quarter, (PWIDW), All-Island, Council, Permanent Sec, Gov, Fisheries Dept, ealth Dept, TEC Dept, Environment, Climate Change, Tuvalu Maritime School	67	44	23
Tuvalu – EAR Watch	26 December	MET Staff, Disaster Dept, TRC, TuCAN, Agriculture, Head Quarter, (PWIDW), All-Island, Council, Permanent Sec, Gov, Fisheries Dept, Health Dept, TEC Dept, Environment, Climate Change, Tuvalu Maritime School	67	44	23
Tuvalu – Ocean Outlook	26 December	MET Staff, Disaster Dept, TRC, TuCAN, Agriculture, Head Quarter, (PWIDW), All-Island, Council, Permanent Sec, Gov, Fisheries Dept, ealth Dept, TEC Dept, Environment, Climate Change, Tuvalu Maritime School	67	44	23



Tuvalu - Monthly Climate briefing	23 December	Climate section, and Forecast Section	5	2	3
Vanuatu	December	No Report			
Total			2,850	2,342	1,165

Note: The stakeholder data above may not total up due to lack of data from NMS or no participation.

The OCOF 208 discussion can be found in the link below:

Apologies - no recording for this session

