

Pacific Islands - Online Climate Outlook Forum (OCOF) No. 154

Country: Samoa

TABLE 1: Monthly Rainfall

Station (include data period)	Apr-2020	May-2020	Jun-2020				
			Total (mm)	33%tile	67%tile	Median	Rank
	Total (mm)	Total (mm)	Rainfall (mm)				
Apia (1890-2020)	270.3	216.4	262.0	89.2	143.8	103.6	119/131
Afiamalu (1903-2020)	359.5	242.4	338.5	146.7	258.1	209.4	57/67
Nafanua (1965-2020)	270.2	142.8	319.5	87.6	168.6	128.0	46/49
Faleolo (1956-2020)	225.8	85.7	234.4	53.2	103.4	75.7	57/59

TABLE 2: Three-month Rainfall for April to June 2020

Station	Three-month Total		33%tile	67%tile	Median	Rank	SCOPIC forecast probabilities based on NINO3.4 January-February 2020				Verification: Consistent, Near- consistent, Inconsistent?
	Rainfall (mm)						B-N	N	A-N	LEPS	
Apia (1890-2020)	748.7	Above normal	474.5	665.4	567.2	112/131	37	32	31	1	Inconsistent
Afiamalu (1903-2020)	940.4	Normal	793.8	1002.8	885.1	39/66	40	24	36	2	Near-consistent
Nafanua (1965-2020)	732.5	Normal	540.0	756.3	679.2	31/48	40	23	37	1	Near-consistent
Faleolo (1956-2020)	545.9	Above normal	348.2	463.8	406.9	44/57	37	31	32	-1	Inconsistent

TABLE 3: Seasonal Climate Outlooks using SCOPIC for August to October 2020**Predictor and Period used: NINO3.4 for May to June 2020**

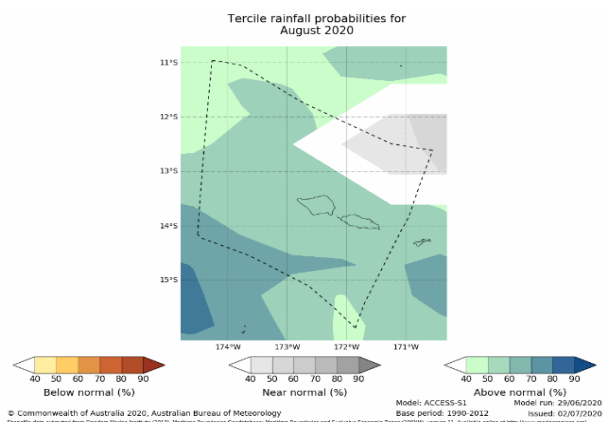
Station	Below Median (prob)	Median Rainfall (mm)	Above Median (prob)		LEPS (%) [whole numbers]	Hit-rate (%) [whole numbers]
Apia (1890-2020)	47	468.6	53		1	67
Afiamalu (1903-2020)	49	731.2	51		0	59
Nafanua (1965-2020)	48	521.1	52		1	62
Faleolo (1956-2020)	48	350.7	52		5	63

Station	Below Normal (prob)	33%ile Rainfall (mm)	Normal (prob)	67%ile Rainfall (mm)	Above Normal (prob)	LEPS (%) [whole numbers]	Hit-rate (%) [whole numbers]
Apia (1890-2020)	30	387.6	35	531.7	35	5	44
Afiamalu (1903-2020)	30	643.1	35	832.5	35	3	41
Nafanua (1965-2020)	31	457.8	35	593.0	34	1	41
Faleolo (1956-2020)	32	267.9	34	421.5	34	2	44

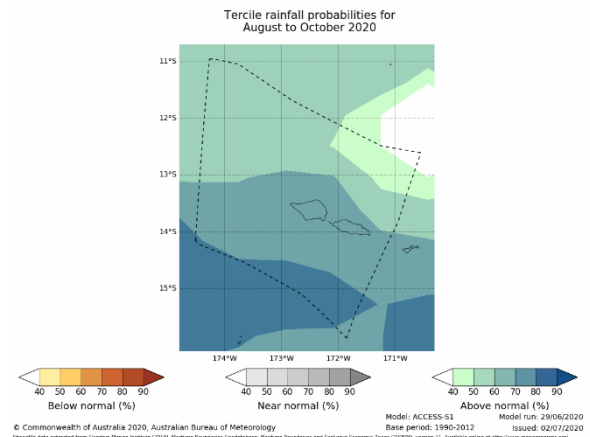
Monthly and Seasonal Climate Outlooks using ACCESS-S for August to October 2020

The maps are provided in the PowerPoint document labelled ACCESS-S outlooks_2020-06

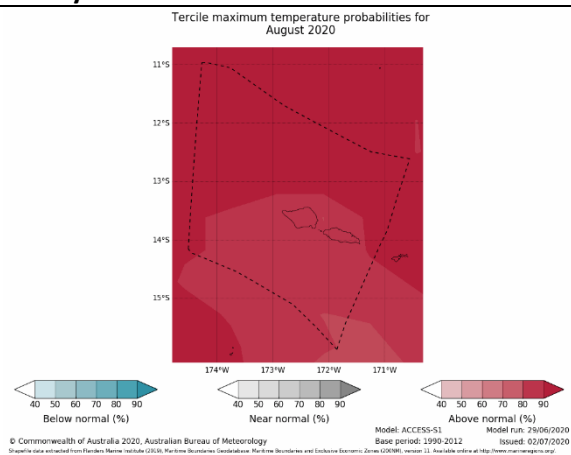
Monthly rainfall



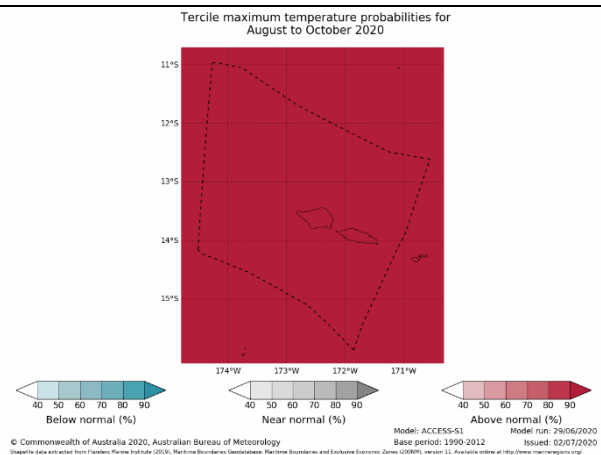
Seasonal rainfall



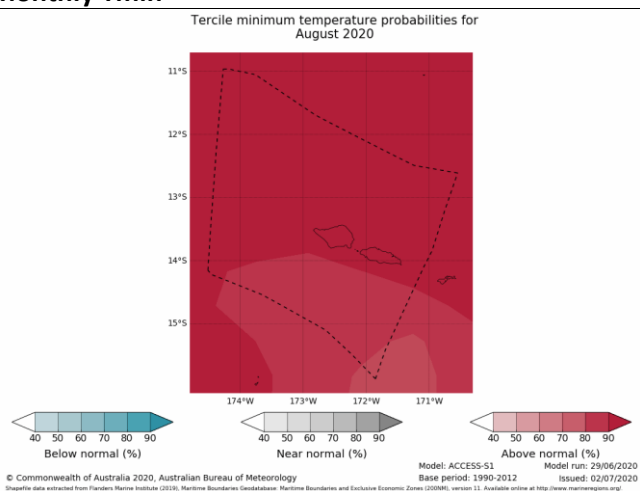
Monthly Tmax



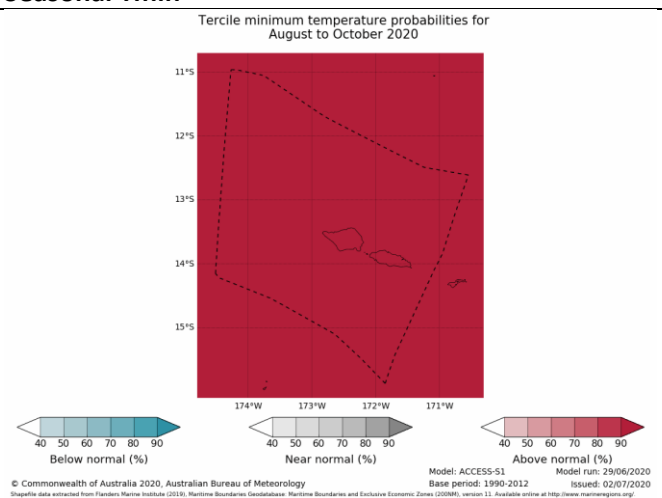
Seasonal Tmax



Monthly Tmin



Seasonal Tmin



Summary Statements

Rainfall for June 2020:

All stations recorded *above normal* rainfall for June 2020, with Apia registering its 13th highest June rainfall on record, Nafanua its fourth, and Faleolo its third highest on record.

Accumulated rainfall for April to June 2020, including outlook verification:

Apia and Faleolo stations recorded *above average*, while Afiamalu and Nafanua recorded *average* rainfall. The outlook issued in March was verified to be Near-Consistent at Afiamalu and Nafanua, and Inconsistent at Apia and Faleolo.

Outlooks for August to October 2020:

1. **SCOPIC:** The outlook offers little guidance as the chances of *above normal*, *normal* and *below normal* are similar for all stations.

2. **ACCESS-S:**

Monthly rainfall: Wetter than average is favoured for Samoa in August.

Monthly maximum and minimum temperatures: August is favoured to be warmer than average in Samoa.

Seasonal rainfall: Wetter than average is favoured for Samoa in the upcoming three months.

Seasonal maximum and minimum temperatures: August to October is favoured to be warmer than average across Samoa.

NB: The X LEPS % score has been categorised as follows:

Very Low: $X < 0.0$

Low: $0 \leq X < 5$

Moderate $5 \leq X < 10$

Good: $10 \leq X < 15$

High: $15 \leq X < 25$

Very High: $25 \leq X < 35$ Exceptional: $X \geq 35$

Table: 5 Stakeholder Engagement- Evaluations of how effective NMS engage with stakeholders

Product	Date: June 2020	Stakeholder	Total Number of Participants	Number of male	Number of female
Climate Bulletin	26th	RED Cross, Water Authority (SWA), Media, Health, Works & Infrastructure, Land & Transport Authority, Agriculture & Fisheries, Fire Services, Ministry of Women, National University of Samoa, Tourism, Foreign Affairs, Communication and Information Technology, Disaster Managers, Marines	65	27	38
Monthly Climate Briefing	29th	Samoa Met Office (Mulinuu)	9	7	2
Ocean Bulletin	26th	RED Cross, Water Authority (SWA), Media, Health, Works & Infrastructure, Land & Transport Authority, Agriculture & Fisheries, Fire Services, Ministry of Women, National University of Samoa, Tourism, Foreign Affairs, Communication and Information Technology, Disaster Managers, Marines	65	27	38
Total			65	27	38