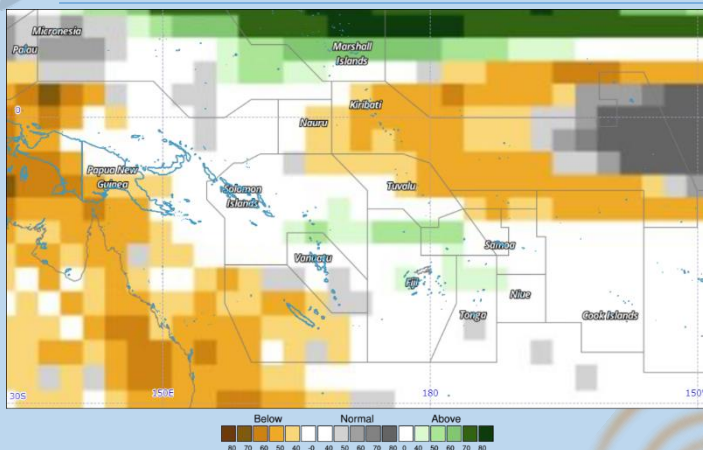


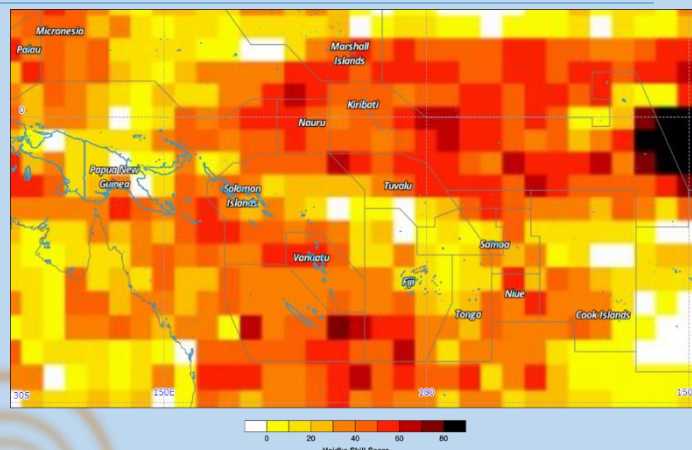
Republic of Korea-Pacific Islands Climate Prediction Services Project

Rainfall Forecast – November 2019 to January 2020



Year: 2019, Season: NDJ, Lead Month: 3, Method: GAUS
Model: JPOC, NASA, NCEP, FHO, PSIAMA
Generated using CLIK® (2019-11-4)

© APEC Climate Center



Year: 2019, Season: NDJ, Lead Month: 3, Method: GAUS
Model: JPOC, NASA, NCEP, FHO, PSIAMA
Generated using CLIK® (2019-11-4)

© APEC Climate Center

Figure 1: MME Rainfall Forecast for the Pacific Islands
– Nov 2019 - Jan 2020 period

Figure 2: Rainfall Forecast Skill for the Pacific Islands
– Nov 2019-Jan 2020 period

| Country | Rainfall Outlook | Skill |
|------------------|----------------------------------------|-----------------|
| Cook Islands | Normal (South) Below Normal (North) | Low - Moderate |
| FSM | Normal | Moderate |
| Fiji | Normal | Low - Moderate |
| Kiribati | Below Normal | Moderate - High |
| Marshall Islands | Normal – Above Normal | Moderate - High |
| Nauru | Below Normal | Moderate |
| Niue | Normal | Moderate |
| Palau | Normal | Moderate |
| PNG | Normal – Below Normal | Low - Moderate |
| Samoa | Normal | Low - Moderate |
| Solomon Islands | Normal | Low - Moderate |
| Tonga | Normal | Low - Moderate |
| Tokelau | Below Normal | Moderate - High |
| Tuvalu | Normal to Below Normal | Moderate - High |
| Vanuatu | Normal | Moderate - High |

Table 1: Rainfall Outlook and Skill for the Pacific Islands.

Note: Variation in the skill is due to model agreement and data availability at each location.

The rainfall and temperature forecasts are derived from a multi-model ensemble (MME) of all available Dynamical Models that are provided by WMO Global Producing Centers (GPCs) available on the Climate Services Toolkit for the Pacific (CLIK Pacific or CLIK®).

CLIK® is a product of the Republic of Korea-Pacific Islands Climate Prediction Services Project (ROK-PI CliPS).

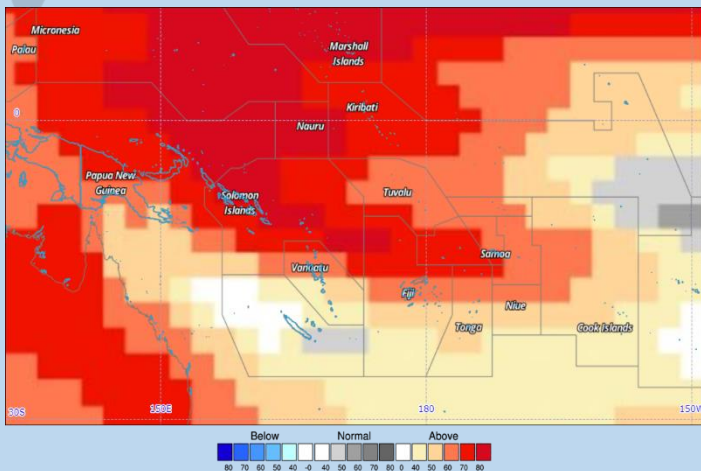
The dynamical model data from individual models is available in the supplementary material.

Contact your location Meteorology Service for site specific forecasts.

Visit the CLIK® Online Climate Prediction System: clikp.sprep.org

Republic of Korea-Pacific Islands Climate Prediction Services Project

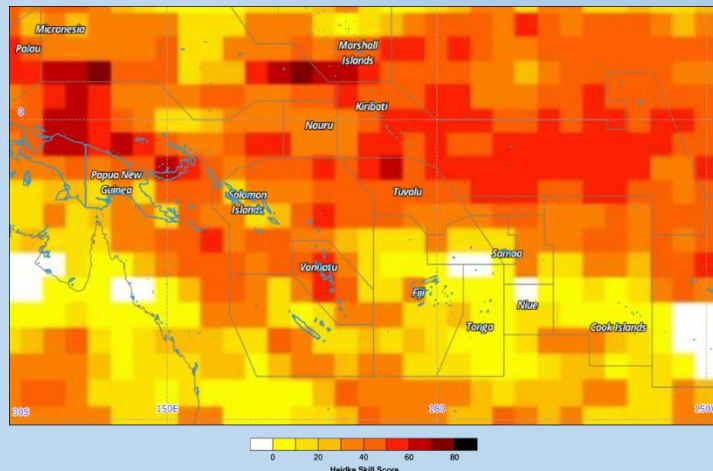
Temperature Forecast: November 2019 to January 2020



Year: 2019, Season: NDJ, Lead Month: 3, Method: GAUS
Model: APCC, NASA, ICFP, PNU, POAMA
Generated using CLIK® (2019-11-4)

© APEC Climate Center

Figure 3: MME Temperature Forecast for the Pacific Islands
– Nov 2019 to Jan 2020 period



Year: 2019, Season: NDJ, Lead Month: 3, Method: GAUS
Model: APCC, NASA, ICFP, PNU, POAMA
Generated using CLIK® (2019-11-4)

© APEC Climate Center

Figure 4: Air Temperature Forecast Skill for the Pacific Islands
– Nov 2019 to Jan 2020 period

| Country | Air Temperature Outlook | Skill |
|------------------|-------------------------|-----------------|
| Cook Islands | Above Normal | Low - Moderate |
| FSM | Above Normal | Moderate |
| Fiji | Above Normal | Low - Moderate |
| Kiribati | Above Normal | Moderate - High |
| Marshall Islands | Above Normal | Moderate - High |
| Nauru | Above Normal | Moderate |
| Niue | Above Normal | Moderate |
| Palau | Above Normal | Moderate |
| PNG | Above Normal | Low - Moderate |
| Samoa | Above Normal | Low |
| Solomon Islands | Above Normal | Low - Moderate |
| Tonga | Above Normal | Low |
| Tokelau | Above Normal | Moderate - High |
| Tuvalu | Above Normal | Moderate - High |
| Vanuatu | Above Normal | Moderate - High |

Table 2: Temperature Outlook and Skill for the Pacific Islands.

Important:
This publication is developed from information in the CLIK Pacific (CLIK®) Online Climate Prediction Toolkit for the Pacific. clikp.sprep.org

It is compiled to provide dynamical model data to support and complement statistical model information generated by Pacific Islands National Met Services.

CONTACT INFORMATION:
For more information please contact Mr. Tile Tofaeono, Climate Prediction Services Coordinator, SPREP
tilet@sprep.org



PO Box 240, Apia, Samoa
E: sprep@sprep.org
T: +685 21929
F: +685 20231
W: www.sprep.org

